



**LIST 5373: Foundations of Literacy Learning in EC-6 Classrooms Syllabus**  
Summer 2015 The University of Texas at Arlington Dr. Peggy Semingson

<b>Department of Curriculum &amp; Instruction</b>	
	
<b>LIST 5373: Foundations of Literacy Learning in EC-6 Classrooms</b>	<b>Summer, 2015</b>

**Instructor:** Peggy Semingson, Ph.D., Associate Professor of Curriculum and Instruction (focus in Literacy Studies)

**Office:** Hammond Hall 414 (By appointment); Virtual office hours (see Blackboard); I am also available for chat on Blackboard Instant Messenger.

**Office Hours:** By appointment only; I can also be reached on Blackboard Instant Messenger; I can do Virtual Office Hours by appointment

**Phone:** 817-272-7568 [I am easiest to reach by **email**]. Cell: 817-526-0927 (emergency use only)

**Mailbox:** College of Education, P.O. Box 19227

**Professor Email:** [peggys@uta.edu](mailto:peggys@uta.edu)

**Faculty Profile:** <http://www.uta.edu/profiles/peggy-semingson>

**Course website:** <https://elearn.uta.edu> [Blackboard; login with NetID and Password]

**The course start date is: June 8, 2015.**

**The course dates are: 06/08/2015 - 08/13/2015.**

**Course Information:**

<b>Course Title:</b>	<b>FOUNDATIONS OF LITERACY LEARNING IN EC-6 CLASSROOMS</b>
<b>Course Number:</b>	<b>LIST 5373</b>

**Catalog Description**

**LIST 5373 FOUNDATIONS OF LITERACY LEARNING IN EC-6 CLASSROOMS**


Balanced literacy approach to literacy instruction in EC-6 classrooms with an emphasis on reading and writing including the critical areas of: phonics, phonemic awareness, word study, fluency, and comprehension. In addition, the course examines various theoretical models of reading along with the principles of teaching reading and writing using a variety of instructional strategies, effective program organization, assessment, and classroom management.

***The class dates are from June 8, 2015-August 13, 2015***

## LIST 5373: Foundations of Literacy Learning in EC-6 Classrooms Syllabus

Summer 2015 The University of Texas at Arlington Dr. Peggy Semingson

**Course Overview (90-second video).** Click the image below to access the overview video or click here: <https://telligami.com/gami/KTIF50/> [Made with mobile app: Telligami]



### Instructor Bio: Dr. Peggy Semingson



**Dr. Peggy Semingson** is an associate professor in the College of Education at the University of Texas at Arlington where she teaches graduate and undergraduate courses in Literacy Studies. Dr. Semingson taught bilingual students as a classroom teacher and a reading specialist for eight years in both Southern California and Texas. She received her M.Ed. in Reading Education from Texas State University, San Marcos in 2004 and her Ph.D. in Curriculum and Instruction with a specialization in Language and Literacy Studies from the University of Texas at Austin in 2008. Dr. Semingson presents at local, state, and national conferences on topics that include: literacy learning, bilingual best practices, and parent involvement in literacy learning. She has co-authored a book chapter on literacy assessment for Guilford Press and most recently was co-author of an article in *Teachers College Record*. She has also published in *State of Reading*, *English in Texas*, *Research in the Teaching of English*, *Language Arts*, and has a book chapter on her personal narrative of her experiences as a bilingual educator in California and Texas. Her research focuses on the ways that families and communities participate in children's literacy learning as well as ways to support students and adults with challenges in reading. She is also interested in digital pedagogies and the ways that online learning can be personalized and builds community. She was awarded the Jeanne S. Chall Research Grant from Harvard University in 2009 to pursue research on ways to assist upper-grade readers. She believes all students bring unique strengths to school. It is our job, as educators, to know students' strengths and build on those as we make learning meaningful, purposeful, and connected to their lives and communities. She has an identical twin sister and a seven-year-old niece and newborn nephew! She has lived

## LIST 5373: Foundations of Literacy Learning in EC-6 Classrooms Syllabus

Summer 2015 The University of Texas at Arlington Dr. Peggy Semingson

in Alaska, Southern California, and Texas. Her favorite things to do include: swimming, cooking, reading (of course!), and technology. Her goal is to learn as much about technology as possible!

### Course Prerequisites:

There are no prerequisites listed for this course.

### Instructor's Note:

This course is taught entirely online. **Please read through the entire syllabus before the course begins.**





### Textbook(s) and Materials:

Note: Texts can be ordered online, try your favorite distributor (e.g., Amazon.com or Barnes & Noble or the [UTA Bookstore](#)).

### Required Textbooks & TK20

Here the required textbooks. The online booklet, *Put Reading First*, is a quick read. The three main textbooks will be on 3-day reserve at the UTA Central Library during week 1. Please check with the Reserves desk on their availability of the textbooks. [Phone number for Reserves desk: 817-272-5324.]

1. Routman, R. (2003). *Reading essentials: The specifics you need to teach reading well*. Portsmouth, NH: Heinemann. [It may say 2002]
2. Dow, R. & Baer, G. (2012). *Self-paced phonics: A text for educators*. 5th Edition. Boston: Pearson, Merrill Prentice Hall.
3. Serafini, Frank. (2015). *Reading Workshop 2.0: Supporting readers in the digital age*. Portsmouth, NH: Heinemann.
4. The free online booklet, *Put Reading First* (3rd edition) is also required reading and can be downloaded here: <http://lincs.ed.gov/publications/pdf/PRFbooklet.pdf> [cut and paste the link, if needed]





**OPTIONAL: Headset microphone for videoconferencing):**


You can purchase a headset microphone for video-conferencing. The headset mic prevents “feedback” when speaking on the videoconference session. This can be purchased at an electronics store, online, or elsewhere at a major “supercenter” type of store. They range in price. This is optional as you can participate in the videoconference without a headset mic if you have an internal mic in your computer or if you are using a mobile device to access the conference.

**Required E-Reserve Reading** (*links to reading will be posted on Blackboard—course reserve will be made available during the first week of the course.*)

Smith, J.A. & Read, S. (2009). *Early literacy instruction: Teaching reading and writing in today's primary grades*. Boston: Pearson. [Chapter 5: pp. 101-132]. **The link will be posted on Blackboard to access this reading.**

You can “zoom” the E-reserve PDF to make the print bigger.

Tips on Textbooks Readings (90-second video). Click the image below to access the overview video or click here: <https://tellaqami.com/gami/KYQYFW/>



**3+ Research Journal Articles for Professional Development Handout**

**For the professional development handout assignment, you will also be selecting at least three research-based journal articles to read on a self-selected literacy topic that relates to elementary literacy learning.** I suggest using articles from the following e-journals through the UTA Library website: *The Reading Teacher*, *Journal of Literacy Research*, *Reading Research Quarterly*, or *Language Arts*. Be sure the articles you select are research articles. The UTA Library's e-journals are available electronically through the UTA library. Articles need to be generally from the last 10-12 years (2003 or later).

**Access through the UTA library databases and E-journals. The journal “The Reading Teacher” is an excellent journal to select articles as they relate to your topic.**

- ▶ **The journal “The Reading Teacher” is a great journal for articles on elementary literacy. Click here to locate this journal through UT Arlington library: <http://ns6rl9th2k.search.serialssolutions.com/> [You will need to enter your NetID and password. This is the same id and password you use to log in to Blackboard!]**

## **TK20**

Tk20: The College of Education and Health Professions is implementing Tk20, a comprehensive data management system that will provide powerful tools to manage growth and streamline processes to meet your needs more efficiently and effectively. The set of tools that is required as a course text is called TK20 HigherEd. The following is a partial listing of what the Tk20 system will enable you to do:

- Create your key assessments and performance artifacts online, which you will be able to access and use beyond graduation. This will enable you to present documented performance data and information to prospective employers, who are increasingly interested in data-supported evidence of an individual’s current and potential performance.

- Submit forms online, including applications for field-based experiences such as student teaching, practicum, internships, or other clinical practice required for teacher or administrator certification, and receive timely notification of placement details sent directly to your Tk20 account.

Create multimedia portfolios for documenting your work for presentation to faculty and prospective employers that can be exported to CDs or other media. □

Monitor your progress throughout the program and have access to a fully documented record of your program performance, creating a vested partnership between you and faculty in your progress through your academic program.

On-line tutorials and training materials will orient you to the Tk20 system and its use. For additional information, go to <http://www.uta.edu/coehp/tk20>.

We appreciate your hard work and dedication toward completing your education in the College of Education and Health Professions at the University of Texas at Arlington!

**The assignment you will be uploading to the TK20 site for this class is the Professional Development Handout! This is required.**

### **Policies:**

Complete all assignments by the due date posted. Some assignments may be accepted (see assignment schedule) after a deadline with a penalty of 25%. All discussion areas/exams will be closed after assignment deadlines, and you will not be allowed to post in those areas.

Maintain copies of all work submitted.

The instructor reserves the right to make changes in the syllabus as deemed necessary. Students will be notified of any and all changes.

### **Tentative lecture/topic schedule:**



## **LIST 5373: Foundations of Literacy Learning in EC-6 Classrooms Syllabus**

Summer 2015 The University of Texas at Arlington Dr. Peggy Semingson

- Reading Response Replies & Assessment and other course assignments require you to use information and cite sources from reading.
- Complete all assignments by the posting deadline noted. Deadlines are **11:59 p.m. Central Time** for the dates noted.
- Some assignments may be accepted after an initial deadline (see schedule below). Check this schedule carefully because some assignments will not be accepted after the initial deadline.
- A penalty of 25% will be assessed for any assignment that is late.
- All discussion areas will be permanently closed after assignment deadlines or after the window for late posting. Once areas are closed, you will not be allowed to post in those areas and will lose the points for that assignment.

### **Grading Scale: Total points possible=325 points**

Students are expected to keep track of their performance throughout the semester and seek guidance from available sources (including the instructor) if their performance drops below satisfactory levels.

A = 93 – 100%

B = 84 – 92%

C = 75 – 83%

D= 70 – 74%

F below 70%

A=302-325 points

B=273-301points

C=243-272 points

D=227-242 points

F=below 227 points

### **GRADE CALCULATION**

**\*NOTE: Week 1 is the week of June 8, 2015.**

<b>Assignments: Note all due dates are for Central Standard Time (CST)</b>	<b>Points Possible</b>
<b>General Introduction on the Discussion Board</b> <b>Week 1</b> Post a 2-3 paragraph introduction about yourself. Also, post 3 or more comments to peers. For full points you must post all the comments to others and have a detailed initial post.  Post your introduction and 3+ comments during <b>Week 1</b> by or before Thursday <b>June 11 (11:59 PM, CST). Post three or more comments to peers by Sunday, June 14 (11:59 pm, CST)</b>	<b>5 points</b>
<b><u>Reading Response and Replies (5 sets @ 20 points each).</u></b>  The assignment description and rubric is in the syllabus. <b>Weeks 2, 4, 6, 8, &amp; 9. Be mindful of time zone differences!</b> <ul style="list-style-type: none"> <li>• Do your initial post (Part A) by Thursday at 11:59 pm (CST)</li> <li>• Do your formal replies using the specified format (3 or more formal comments, Part B) by Saturday at 6:00 pm (CST)</li> <li>• Do your informal follow-up replies (Part B) by Sunday at 11:59 pm (CST). These are your follow-up responses to other's comments to your original post.</li> </ul>	<b>100 points</b>
<b><u>Five Short Quizzes (10 questions)</u></b>  <b>Weeks 2, 4, 6, 8, &amp; 9</b>  The five quizzes will cover assigned required course readings, as per the syllabus. There are ten questions on the quiz (multiple choice and true/false questions). Be prepared for the each quiz by closely and carefully reading the designated required assigned readings. Each quiz will take about 10-20 minutes and you will take it via Blackboard ( <u>location: Under the session number in which the quiz is open</u> ). There will be a quiz "window" for one week for each quiz. You will be able to re-take the quiz multiple times during the test window until you get the quiz grade you want! Re-takes must be during the test window. Each quiz will be 10 questions consisting of multiple choice and true/false questions. A study guide for each quiz will be available on Blackboard. <b>The quizzes are timed (20 minutes).</b>  5 quizzes X 10 points each= 50 points total	<b>50 points</b>
<b><u>1-ON-1 VIDEOCONFERENCE (One individual conference)</u></b>  <b>Schedule your appointment for weeks 3-6</b> Participation in individualized video-conferencing online and written post-conference reflections (1 online session; 1 reflection essays (1 reflection X 10 points)). <b>Please schedule your appointment right away with Dr. Semingson. The conference will be about 20-45 minutes in length.</b>	<b>10 points</b>

**LIST 5373: Foundations of Literacy Learning in EC-6 Classrooms Syllabus**  
 Summer 2015 The University of Texas at Arlington Dr. Peggy Semingson

<p>*This will be scored holistically for completeness and depth.</p> <p>The videoconference will be accessed through Blackboard. Directions will be sent via email, posted on Blackboard, and are in the end of the syllabus under Assignment Description. *Please notify Dr. Semingson if you need to reschedule. * <b>The rubric will be posted on Blackboard.</b></p> <p><b>Written reflection due Sunday of your conference (11:59 PM, CST)</b></p>	
<p>Online Phonics Quiz –<b>Week 6</b> <u>[Study from Dow &amp; Bauer book]</u>.</p> <p><b>A study guide will be provided on Blackboard and sent via UTA email. Take the phonics quiz anytime during week 6. It can be taken again during the quiz window multiple times until you get the score you want. A study guide of terms and concepts will be provided! This is an open-book quiz. Online Phonics Quiz—Take during Week 6.</b></p> <p><b>Quiz opens: Monday, July 13 (12:01 am) and closes: Sunday, July 19 (11:59 pm). You can retake the quiz multiple times.</b> The last score you receive will be your final grade. Do not wait until the last minute to take the quiz! Use the study guide and the Dow and Baer book to study for the quiz. I recommend making flashcards (paper or digital) of key terms.</p>	<b>30 points</b>
<p><b><u>Word Study Lesson Plan</u></b></p> <p><b>Use the required template. The rubric is on Blackboard.</b></p> <p><b>Due Sunday of Week 6, 11:59 pm, CST</b></p>	<b>25 points</b>
<p><b><u>Professional Development Handout (Three parts)</u></b></p> <p><b>Initial Plan Part 1:</b> for Professional Development Handout. See syllabus for assignment description. <i>This is just an overview/outline. Use the required template.</i> <b>Due Sunday of Week 4, 11:59 PM (CST)</b></p>	<b>15 points</b>
<p><b>Developed draft (Part 2)</b> for Professional Development Handout. (7+ tips; all parent tips; annotated bibliography and annotated webliography complete). <b>Due Sunday of Week 7, 11:59 PM (CST)</b></p>	<b>15 points</b>
<p><b><u>Final version (Part 3):</u></b> Reading Improvement <b>Professional Development Handout</b> for Colleagues—  <b>Due Wednesday of Week 10, 11:55 PM (CST) TO BLACKBOARD AND TK20.</b></p>	<b>75 points</b>
<p><b>Submit Reading Improvement Handout to <u>TK20 system</u>; no points awarded for submitting by designated due date 11:55 pm, CST.</b></p> <p><b>Due Wednesday of Week 10, 11:55 PM (CST)</b></p>	<b>0 points</b>
<b>TOTAL</b>	<b>325 points</b>

**COURSE CALENDAR**

**\*NOTE: Week 1 is the week of June 8, 2015.**



**LIST 5373: Foundations of Literacy Learning in EC-6 Classrooms Syllabus**

Summer 2015 The University of Texas at Arlington Dr. Peggy Semingson

*As the instructor for this course, I reserve the right to adjust this schedule in any way that serves the educational needs of the students enrolled in this course. –Peggy L. Semingson*

Session/Seminar & Assigned Reading	Assignments	Posting Deadline (Some work submitted after this date may be accepted with a 25% late penalty. Check next column to see if there is a late posting option and date.)	Closing of Assignment Area (This is the last possible date to post work with a 25% late penalty. There may NOT be a window to submit late work for all assignments.)
<b>Optional Orientation Webinar: Wednesday, June 10 (6:00-7:00 pm, CST).</b> This brief optional orientation webinar will go over the course and introduce the content. I will also provide tips on online teaching. Attendance at this particular webinar is optional! Login info will be on Blackboard and will be sent via UTA Email. The webinar will be recorded and the link to the recording will be posted on Blackboard and sent via UTA Email. Log in 10 minutes early for the optional webinars. Please join 15 minutes early to set up your system. You can also use the free app "Blackboard Collaborate":			
<b>Post general introduction about yourself (5 points)</b>	<b>Candidate Introduction to the general discussion board. Post your general introduction to peers (2-3 paragraphs) by or before Thursday, 6/11/15 (11:59 pm). Please post three or more comments to peers by Sunday, 6/14/15 (11:59 pm).</b>  <i>Intro posted by or before Thursday, 6/11/15</i> <b>3+ comments posted by or before Sunday, 6/14/15.</b>		
<b>Session 1 (Weeks 1 &amp; 2) June 8-21)</b> The Literate Life & Defining Literacy  <b>REQUIRED READING FROM:</b> <ul style="list-style-type: none"> <li>Professor Authored Reading (PAR)/Session Content for <b>Session 1</b></li> <li>Routman, Reading Essentials, chapters 1-3</li> <li>Dow &amp; Baer, Chapters 1-5 and pre-test (self-score; you do not</li> </ul>	Reading Response, Replies 1 (Week 2)	<b>Response:</b>  11:59 p.m., <b>Thursday</b> of Week 2 <b>June 11 (6/11)</b>	11:59 p.m., Friday of Week 2 <b>June 12 (6/12)</b> *Note-this column is the <u>late</u> deadline. Late points will be deducted.
		<b>Replies:</b>  Reply by or before <b>Saturday</b> of Week 2 <b>June 13 (6/13)</b> * <b>Formal</b> replies should be posted by 6:00 pm on Saturday; informal follow-up replies should be posted by 11:59 pm Sunday, June 14.  <i>The format for formal replies is in</i>	N/A

# LIST 5373: Foundations of Literacy Learning in EC-6 Classrooms Syllabus

Summer 2015 The University of Texas at Arlington Dr. Peggy Semingson

<p>need to report the self-score).</p> <p><b>Before the class starts or early in week 1:</b></p> <p><b>NOTE: Be sure you have signed up for and confirmed your video-conference time/date with Dr. Semingson! The appointment should take place sometime during weeks 3-6.</b></p>		<p><i>the end of this syllabus (connection, discussion, extension). See the syllabus for the format.</i></p>	
	<p><b>Quiz 1, Week 2.</b> Quiz 1 is over required reading material from Weeks 1 &amp; 2. The quiz window will be open June 15 (12:01 am, CST) to June 21 (11:59 pm, CST)</p>		
<p><b>Session 2</b> (Weeks 3 &amp; 4 June 22-July 5)</p> <p><b>Emergent Literacy, Forms &amp; Functions of Print and Breaking the Code (Phonics)</b> <b>REQUIRED READING FROM:</b></p> <p>Professor Authored Reading (PAR)/Session Content for <b>Session 2</b></p> <p>Routman, Reading Essentials, chapters 4, 9, &amp; 10</p> <p>Dow &amp; Baer, Chapters 6-9 and post-test</p> <p><b>E-Reserve Reading:</b> (Smith and Read, chapter 5). See link on Blackboard.</p> <p><b>E-reserves</b> are</p>	<p>Reading Response, Replies 2 (during week 4)</p>	<p><b>Response</b></p> <p>11:59 p.m., <b>Thursday</b> of Week 4 July 2</p>	<p>11:59 p.m., <b>Friday</b> of Week 4, July 3</p>
		<p><b>Replies</b></p> <p>Reply with 3+ formal replies by or before <b>Saturday</b> of Week 4 July 4. *Informal replies should be posted by 6:00 pm on Sunday, July 5</p>	<p>N/A</p>
	<p><b>Initial Plan/Overview</b> for the Professional Development Handout is due <b>by the end of Week 4</b></p>	<p><b>Sunday</b>, 11:59 pm, <b>Week 4</b> July 5</p>	<p><b>Monday</b>, 11:59 pm, <b>Week 5</b> July 6</p>

# LIST 5373: Foundations of Literacy Learning in EC-6 Classrooms Syllabus

Summer 2015 The University of Texas at Arlington Dr. Peggy Semingson

located through the UTA library website (need UTA netid and password to login).			
	<b>Quiz 2, Week 4.</b> Quiz 2 is over required reading material from Weeks 3 & 4. The quiz window will be open June 29 (12:01 am, CST) to July 5 (11:59 pm, CST)		
<b>Session 3</b> <b>(Weeks 5 &amp; 6</b> <b>July 6-19)</b>  <b>Vocabulary, Comprehension, &amp; Strategic reading</b>  <b>REQUIRED READING FROM:</b>  1. Routman, Reading Essentials, chapter 8, 11, 12 & Appendices  2. Professor Authored Reading (PAR)/Session Content for <b>Session 3</b>  3. Reading Workshop 2.0 (chapters 1-3)	Reading Response Replies 3 <b>(Week 6)</b>	<b>Response</b>  11:59 p.m., <b>Thursday</b> of Week 6 July 16	11:59 p.m., <b>Friday</b> of Week 6 July 17
		<b>Replies</b>  Reply by or before <b>Saturday</b> of Week 6 July 18  *Replies should be posted by 6:00 pm on Saturday; Informal follow-up replies should be posted by 11:59 pm Sunday, July 19.	N/A
	<b>Online Phonics Quiz—Take during Week 6.</b> Quiz opens: <b>Monday, July 13 (12:01 am)</b> and closes: <b>Sunday, July 19 (11:59 pm)</b> . 30 questions (multiple choice & true/false) Open note and timed (30 minutes) on Blackboard. Quiz can be retaken multiple times.		
	Word Study Lesson Plan (Final Version) <b>Week 6</b>	<b>Sunday</b> , 11:59 pm Week 6 July 19	<b>Monday</b> , 11:59 pm, Week 7 July 20
	<b>Quiz 3, Week 6.</b> Quiz 3 is over required reading material from Weeks 5 & 6. The quiz window will be open July 13 (12:01 am, CST) to July 19 (11:59 pm, CST)		
<b>Session 4</b> <b>(Weeks 7 &amp; 8</b> <b>July 20-August 2)</b>  <b>Structuring a Balanced Literacy Program &amp; Differentiating Instruction</b>  <b>REQUIRED READING FROM:</b>	Reader Response, Replies 4 <b>(Week 8)</b>	<b>Response</b>  11:59 p.m., <b>Thursday</b> of Week 8 July 30	11:59 p.m., <b>Friday</b> of Week 9 July 31
		<b>Replies</b>  Reply by or before <b>Saturday</b> of Week 8 August 1 (11:59 pm, CST)	N/A

**LIST 5373: Foundations of Literacy Learning in EC-6 Classrooms Syllabus**

Summer 2015 The University of Texas at Arlington Dr. Peggy Semingson

1. Routman, Reading Essentials, chapters 5-6 2. Professor Authored Reading (PAR)/Session Content for <b>Session 4 Reading Workshop 2.0</b> (chapters 4-7 and epilogue)	Developed draft (Part 2) for Professional Development Handout	*Replies should be posted by 6:00 pm on Saturday; informal follow-up replies should be posted by 11:59 pm, CST, Saturday, August 2.  <b>Sunday, Week 7</b> (11:59 pm, CST) July 26 (7/20)	          <b>Monday, 11:59 pm, Week 8, July 27</b>
	<b>Quiz 4, Week 8.</b> Quiz 4 is over required reading material from Weeks 7 & 8. The quiz window will be open July 27 (12:01 am, CST) to August 2 (11:59 pm, CST)		
<b>Session 5</b> (Weeks 9 & 10 August 3-13)  <b>Writing &amp; Assessment</b>  <b>REQUIRED READING FROM:</b>  Routman, Reading Essentials, chapter 7  Professor Authored Reading (PAR)/Session Content for <b>Session 5</b>  Selected article and/or book chapters by Anne Haas Dyson (To be Announced and accessed through E-	<b>Reading Improvement Professional Development Handout</b> <b>Post final version to Assignments and to TK20.</b>  <b>Post final Professional Development Handout to TK20 by Wednesday, August 6 (11:55 pm)</b>  <u><b>*Please double-check that your work follows the assignment description and rubric!</b></u>	<b>Wednesday, 11:55 pm, Week 10</b> August 12	<b>Thursday, 11:55 pm, Week 10</b> August 13

**LIST 5373: Foundations of Literacy Learning in EC-6 Classrooms Syllabus**

Summer 2015 The University of Texas at Arlington Dr. Peggy Semingson

reserve).			
	Reading Response, Replies 1 ( <b>Week 9</b> )	<b>Response:</b>  11:59 p.m., <b>Thursday</b> of Week 5 August 6	<b>Monday</b> , 11:59 pm, Week 7 July 20
		<b>Replies</b>  Reply by or before <b>Saturday</b> of Week 9 August 8  *Replies should be posted by 6:00 pm on Saturday; Informal follow-up replies should be posted by 11:59 pm Sunday, August 9.	N/A
	<b>Quiz 5, Week 9.</b> Quiz 5 is over required reading material from Weeks 9 & 10. The quiz window will be open August 3 (12:01 am, CST) to August 9 (11:59 pm, CST)		
<i>There is no final exam!</i>			

**Policies**

**Attendance:** At The University of Texas at Arlington, taking attendance is not required. Rather, each faculty member is free to develop his or her own methods of evaluating students' academic performance, which includes establishing course-specific policies on attendance.

**Expectations for Out-of-Class Study:** Beyond the time required to attend each class meeting, students enrolled in this course should expect to spend at least an additional 9-15 hours per week of their own time in course-related activities, including reading required materials, completing assignments, preparing for exams, etc.

**Make-up Exams:** Exams can only be made up in the case of a genuine emergency.

**Grade Grievances:** Any appeal of a grade in this course must follow the procedures and deadlines for grade-related grievances as published in the current graduate catalog. For graduate courses, see <http://catalog.uta.edu/academicregulations/grades/#graduatetext>

**Drop Policy:** Students may drop or swap (adding and dropping a class concurrently) classes through self-service in MyMav from the beginning of the registration period through the late registration period. After the late registration period, students must see their academic advisor to drop a class or withdraw. Undeclared students must see an advisor in the University Advising Center. Drops can continue through a point two-thirds of the way through the term or session. It is the student's responsibility to officially withdraw if they do not plan to

## LIST 5373: Foundations of Literacy Learning in EC-6 Classrooms Syllabus

Summer 2015 The University of Texas at Arlington Dr. Peggy Semingson

attend after registering. **Students will not be automatically dropped for non-attendance.** Repayment of certain types of financial aid administered through the University may be required as the result of dropping classes or withdrawing. For more information, contact the Office of Financial Aid and Scholarships (<http://www.uta.edu/aao/fao/>).

**Americans with Disabilities Act:** The University of Texas at Arlington is on record as being committed to both the spirit and letter of all federal equal opportunity legislation, including the *Americans with Disabilities Act (ADA)*. All instructors at UT Arlington are required by law to provide "reasonable accommodations" to students with disabilities, so as not to discriminate on the basis of that disability. Any student requiring an accommodation for this course must provide the instructor with official documentation in the form of a letter certified by the staff in the Office for Students with Disabilities, University Hall 102. Only those students who have officially documented a need for an accommodation will have their request honored. Information regarding diagnostic criteria and policies for obtaining disability-based academic accommodations can be found at [www.uta.edu/disability](http://www.uta.edu/disability) or by calling the Office for Students with Disabilities at (817) 272-3364.

**Title IX:** The University of Texas at Arlington is committed to upholding U.S. Federal Law "Title IX" such that no member of the UT Arlington community shall, on the basis of sex, be excluded from participation in, be denied the benefits of, or be subjected to discrimination under any education program or activity. For more information, visit [www.uta.edu/titleIX](http://www.uta.edu/titleIX).

**Academic Integrity:** Students enrolled all UT Arlington courses are expected to adhere to the UT Arlington Honor Code:

*I pledge, on my honor, to uphold UT Arlington's tradition of academic integrity, a tradition that values hard work and honest effort in the pursuit of academic excellence.*

*I promise that I will submit only work that I personally create or contribute to group collaborations, and I will appropriately reference any work from other sources. I will follow the highest standards of integrity and uphold the spirit of the Honor Code.*

UT Arlington faculty members may employ the Honor Code as they see fit in their courses, including (but not limited to) having students acknowledge the honor code as part of an examination or requiring students to incorporate the honor code into any work submitted. Per UT System *Regents' Rule* 50101, §2.2, suspected violations of university's standards for academic integrity (including the Honor Code) will be referred to the Office of Student Conduct. Violators will be disciplined in accordance with University policy, which may result in the student's suspension or expulsion from the University.

**Student Support Services:** UT Arlington provides a variety of resources and programs designed to help students develop academic skills, deal with personal situations, and better understand concepts and information related to their courses. Resources include tutoring, major-based learning centers, developmental education, advising and mentoring, personal counseling, and federally funded programs. For individualized referrals, students may visit the reception desk at University College (Ransom Hall), call the Maverick Resource Hotline at 817-272-6107, send a message to [resources@uta.edu](mailto:resources@uta.edu), or view the information at [www.uta.edu/resources](http://www.uta.edu/resources).



**Electronic Communication:** UT Arlington has adopted MavMail as its official means to communicate with students about important deadlines and events, as well as to transact university-related business regarding financial aid, tuition, grades, graduation, etc. All students are assigned a MavMail account and are responsible for checking the inbox regularly. There is no additional charge to students for using this account, which remains active even after graduation. Information about activating and using MavMail is available at <http://www.uta.edu/oit/cs/email/mavmail.php>.

**Student Feedback Survey:** At the end of each term, students enrolled in classes categorized as “lecture,” “seminar,” or “laboratory” shall be directed to complete an online Student Feedback Survey (SFS). Instructions on how to access the SFS for this course will be sent directly to each student through MavMail approximately 10 days before the end of the term. Each student’s feedback enters the SFS database anonymously and is aggregated with that of other students enrolled in the course. UT Arlington’s effort to solicit, gather, tabulate, and publish student feedback is required by state law; students are strongly urged to participate. For more information, visit <http://www.uta.edu/sfs>.

**Final Review Week:** A period of five class days prior to the first day of final examinations in the long sessions shall be designated as Final Review Week. The purpose of this week is to allow students sufficient time to prepare for final examinations. During this week, there shall be no scheduled activities such as required field trips or performances; and no instructor shall assign any themes, research problems or exercises of similar scope that have a completion date during or following this week *unless specified in the class syllabus*. During Final Review Week, an instructor shall not give any examinations constituting 10% or more of the final grade, except makeup tests and laboratory examinations. In addition, no instructor shall give any portion of the final examination during Final Review Week. During this week, classes are held as scheduled. In addition, instructors are not required to limit content to topics that have been previously covered; they may introduce new concepts as appropriate.

## **DETAILED DESCRIPTION OF COURSE REQUIREMENTS**

### **QUIZZES** (5 quizzes x 10 points=50 points)

The five quizzes will cover assigned required course readings, as per the syllabus. Be prepared for the each quiz by closely and carefully reading the designated required assigned readings. There are ten questions on the quiz (multiple choice and true/false questions). The quiz will take about 10-20 minutes and you will take it via Blackboard (Location: Under the session number in which the quiz is open). There will be a quiz “window” for one week for each quiz. You will be able to re-take the quiz multiple times during the test window until you get the quiz grade you want! Re-takes must be during the test window. Each quiz will be 10 questions consisting of multiple choice and true/false questions. A study guide for each quiz will be available on Blackboard and sent via UTA email. The quizzes are timed (20 minutes).

Quizzes cannot be made up unless you have a documented emergency.

Preparing for the quizzes:

## LIST 5373: Foundations of Literacy Learning in EC-6 Classrooms Syllabus

Summer 2015 The University of Texas at Arlington Dr. Peggy Semingson

- Study guides for each of the quizzes will be posted on Blackboard. Use the study guides as you read to highlight key terms.
- Read your course readings closely and carefully. (Do not skim).
- Spread the readings out across the week instead of reading them all at once.
- Try to get ahead on the readings when possible.
- Make digital flashcards of key concepts and terms for your mobile device, if possible, with a free flashcard app (e.g., Flashcardlet or Quizlet, for instance).

### QUIZ DATE WINDOWS (ONE WEEK)

**Quiz 1, Week 2.** Quiz 1 is over required reading material from Weeks 1 & 2. The quiz window will be open June 15 (12:01 am, CST) to June 21 (11:59 pm, CST)

**Quiz 2, Week 4.** Quiz 2 is over required reading material from Weeks 3 & 4. The quiz window will be open June 29 (12:01 am, CST) to July 5 (11:59 pm, CST)

**Quiz 3, Week 6.** Quiz 3 is over required reading material from Weeks 5 & 6. The quiz window will be open July 13 (12:01 am, CST) to July 19 (11:59 pm, CST)

**Quiz 4, Week 8.** Quiz 4 is over required reading material from Weeks 7 & 8. The quiz window will be open July 27 (12:01 am, CST) to August 2 (11:59 pm, CST)

**Quiz 5, Week 9.** Quiz 5 is over required reading material from Weeks 9 & 10. The quiz window will be open August 3 (12:01 am, CST) to August 9 (11:59 pm, CST)

### READING RESPONSE AND REPLIES (4 SETS; DURING WEEKS 2, 4, 6, 8, & 9) ON DISCUSSION BOARD ("GROUPS")

#### 1. Reading Response and Replies has two parts (Response, Replies)

##### Standards Link:

- **National standards:** IRA Reading Specialist 1.1, 1.2, 1.3, 1.4, 2.1, 2.2, 3.1, 3.2, 3.3, 3.4, 5.1, 5.2, 5.3
- **State competencies:** TExES Reading Specialist 001, 002, 003, 004, 005, 006, 007, 008, 009, 010, 011, 013, 014

**Description:** Candidates will engage in an electronic discussion in response to the textbook and Professor Authored readings. The electronic discussion has two parts: a) candidate's original response to readings, b) candidate's replies to peers.

#### Part A: Response (500+ words and include one or more multi-media artifacts):

Candidates will submit to the Group Discussion Board a reading response summarizing and linking the textbook and online lesson reading (as indicated in the schedule) as well as personal reactions to the material based on the prompt of selected guiding questions.

The posting should synthesize the information for all the textbook chapters and online lessons read.

## LIST 5373: Foundations of Literacy Learning in EC-6 Classrooms Syllabus

Summer 2015 The University of Texas at Arlington Dr. Peggy Semingson

1. For each of the discussion posts (Part A), a set of **guiding questions**, based on that session's reading will be provided. Select **one or more** of the guiding questions for your post to respond to, incorporating key ideas from across all of the readings. Be sure to include the Professor Authored Readings. Include the question or questions in your post (**bolded or in a different color font**). Please **cut and paste** your post into the discussion area!
2. The Part A response should include **one or more** (one is a minimum) of a "multi-media or web-based artifact" that you have located and/or created. Describe in depth why you chose the artifact (or artifacts) and how it further helps extend our understanding of the related course content. An artifact can be one or more of the following:
  - Found or created infographic that relates to the course content. If you wish to create an infographic, I suggest Piktochart: <http://piktochart.com/>
  - A website or website(s) with resources related to the course content. There are some great "hub" websites that have many resources such as ReadWriteThink.org and Reading Rockets.
  - Social media page that you have started or found (someone's else's) related to the course content (e.g., Pinterest board on a related course concept in that session's readings)
  - A short podcast, video, or semantic map you have created and inserted into your post. You can create a Tellegami video using a smart phone and the free app, for instance, and include that as an artifact. (<https://telligami.com/faq/>). You can also use Voki to create an avatar to express some ideas, as well.
  - An image or picture that represents and connects to course content.
  - Example of tool for Semantic Map: Bubbl.us or Popplet.com  
<https://bubbl.us/> or <http://popplet.com/>
  - To create a short podcast to link to or embed into your post, I suggest VoiceThread (<https://voicethread.com/>) or MixCloud (<https://www.mixcloud.com/>). VoiceThread has a mobile app which allows for up to five free VoiceThreads. Remember, you can also locate a podcast (e.g. through International Literacy Association or another resource).
  - A blog post you have written or one you have found that connects to the course content.
3. The **guiding questions** for each session will be posted on Blackboard and will also be sent via UTA email.
4. Your post (Part A) should be **500 words or more** (not including the guiding questions you cut and paste into the response). Do not submit a skeletal or superficial response. Please do the readings at the *beginning* of each session so you have time to reflect upon the readings and to also search for and/or create an artifact. Do a word count before you submit! <http://www.wordcounter.net/>

**NOTE: For the artifact, include a link to the artifact and explain how it is useful to the course content for that session's reading. You need to locate at least one**

**artifact to include in your post. I encourage you to include more. In your response, you can also pose your own questions to peers (e.g., if you are wondering something).**

**Part B: Replies:** Following response posting, candidates will return to the discussion board to read and reply to at least two peer's responses. Label replies as Reply 1A & Reply 1B, etc. The format for the reply part of this assignment is as follows.

- **Personal Connections:** Why did you choose this posting to respond to?
- **Discussion:** What questions or comments do you have for the author of the response posting?
- **Extension:** How can you extend the conversation on this posting? (Share specific resources, experiences, etc.)

Here are some ideas for improving the quality of your discussion.

Try to avoid, just restating the points you cited from the text and the online reading with personal opinions such as the following.

- I recognize the importance of . . .
- It is important to learn/know about . . .
- I see this . . . in my classroom

For the most part, when you start with openers such as these, you are not adding anything additional/new to the discussion. Provide some specific examples of what you are seeing in school/class or in your environment related to the reading/discussion.

Following are some ways to elaborate on the discussion (these were offered by a graduate of our program, Suann Claunch of FWISD).

- I agree with \_\_\_\_ because \_\_\_\_
- I disagree with \_\_\_\_ because \_\_\_\_
- I wonder about \_\_\_\_ because \_\_\_\_
- According to \_\_\_\_
- The evidence shows \_\_\_\_
- In my classroom, I see \_\_\_\_ and this seems to confirm/contradict \_\_\_\_

In other words, don't just state an opinion. Support your point of view with specific examples and connections to other reading, discussion, etc.

For Replies, consider the following.

- Can you say something similar using other words?
- What did you like about the previous contribution?
- What new ideas did that contribution give you?
- What puzzled you about the last statement?
- How did the person who made the last statement arrive at that conclusion?
- Can you elaborate, explain, or give another example of the last statement?
- What puzzled you as you were trying to think of an answer to this question?
- Did I contribute to the discussion?
- Did I encourage others to contribute or clarify ideas?
- What would I like to do in the next discussion? How can I do this?
- Who was the person who contributed the most interesting or valuable comments?
- Who was the Most Valuable Player in keeping the discussion going?
- Who encouraged me the most in the discussion?

**LIST 5373: Foundations of Literacy Learning in EC-6 Classrooms Syllabus**

Summer 2015 The University of Texas at Arlington Dr. Peggy Semingson

**Grading Rubric**

**NOTE:** All assignments must be submitted on time. Assignments submitted after the deadline may, at times, be accepted according to the assignment schedule with a 25% penalty.

<b>Tasks for Part A: Reading Response</b> □	<b>Expert 10</b>	<b>Acceptable 7</b>	<b>Unacceptable 0-1</b>
<b>Format</b>	Follows required format for response (1)	Follows required format for response (1)	Does not follow format for one or more of the parts (0)
<b>Substance and content of Part A response</b>	Response to guiding questions was substantive and connected back to the readings. Response was in-depth and 500+ words or more (not counting the cut and pasted guiding questions themselves) (4)	Response to guiding questions was mostly substantive but showed a lack of detail. Response could be more in-depth and was 500+ words or more (not counting the cut and pasted guiding questions themselves). (3)	Does not include substantive response to guiding questions and/or response limited (far less than 500 words) or superficial. (2)
<b>Multi-media artifact(s)</b>	Includes one or more of a multi-media artifact(s) that connect(s) to course readings and includes a substantive description of the artifact (or artifacts) (3)	Includes one or more of a multi-media artifact(s) that connect(s) to course readings and includes a less than substantive description of the artifact (or artifacts) (2)	An artifact is included with very skeletal and limited or no description of the artifact. (1)
<b>Grammar, spelling, conventions, and mechanics</b>	There are few to no errors in grammar, spelling, conventions, and mechanics in the response. (2)	There are more than a few errors in grammar, spelling, conventions, and mechanics in the response (1)	There are a substantial number of errors in grammar, spelling, conventions, and mechanics in the response. (0)
<b>Tasks for Part B: Replies</b>	<b>Expert 10 points</b>	<b>Acceptable 7 points</b>	<b>Unacceptable 3 points</b>
<b>Format</b>	Posts three formal required replies according to the required format (2)	Posts two required replies according to the required format (1)	Does not follow format for replies or make required number of replies (0)
<b>Responses</b>	Responds to all replies (1)	Responds to all replies (1)	Does not respond to replies (0)
<b>Replies to Peers</b>	All replies reflect well developed understanding of reading and synthesis of material with personal	Replies reflect understanding of reading and some	Replies reflect limited understanding or synthesis of reading with few personal connections

## LIST 5373: Foundations of Literacy Learning in EC-6 Classrooms Syllabus

Summer 2015 The University of Texas at Arlington Dr. Peggy Semingson

<b>Extension of Dialogue</b>	connections and application of material to classroom settings (4)  Engages in genuine in depth discussion with peers, providing well developed support and encouragement and extensions of the dialogue (3)	synthesis of material with personal connections and application of material to classroom settings (3)  Engages in good discussion with peers, providing support and encouragement and some extension of the dialogue (2)	or limited application of material to classroom settings (2)  Engages in limited discussion with peers or limited extension of the the dialogue (1)
------------------------------	---	--	---

**Please respond to the guiding questions for Part A.**  
**This will be posted on Blackboard and sent via UTA email.**

### READING IMPROVEMENT PROFESSIONAL DEVELOPMENT HANDOUT (SHARE WITH COLLEAGUES)—75 POINTS

#### Link to Standards:

Linked to specific TExES EC-6 Generalist English Language Arts and Reading Competencies,  
TExES Reading Specialist Standards,  
TExES Master Reading Teacher Competencies,  
NCATE/IRA Program Standards based on students' individual interests and needs)

#### Description

For the assignment of the reading improvement professional development handout (PDH), you will select one of the key ideas of the course and create a four page handout that you will actually share with colleagues. This assignment helps you synthesize learning from the course and apply it into a coherent, substantive product that you will actually share with others. As an extension of this activity, the final newsletter will be shared informally with current colleagues at your school via email or in a face-to-face setting. This is the type of handout you could present at a literacy conference (e.g., TCTELA, TSRA, or another practitioner-oriented conference). **Prior to creating the handout, you will design an initial plan with objectives and an overview of your topic.**

**\*\*You will need to refer to at least 3 research-based articles BEYOND the readings from the course textbooks, although you can have some of your references from the course readings.**

**Starter List/Example Topics: for the PD Handout.** *You are not limited to these topics.*  
This is just a *starter list* of suggested topics:

1. Critical Literacy and Elementary Literacy Instruction
2. Using "Text Talk" with Read-Aloud for the Primary Grades
3. Preparing for Achievement Tests with Authentic Literature



## LIST 5373: Foundations of Literacy Learning in EC-6 Classrooms Syllabus

Summer 2015 The University of Texas at Arlington Dr. Peggy Semingson

4. The Role of Phonemic Awareness in Learning to Read
5. Using Phonics in Context for Beginning Readers
6. Research-based Methods for Fluency Development
7. Vocabulary Strategies for Helping Overcome the Fourth Grade Slump
8. Think-Aloud Strategies for Comprehending Text
9. Managing Guided Reading Effectively
10. Using Response to Intervention Effectively
11. Comprehension Strategy Instruction
12. Using New Literacies and Technologies in Elementary Reading
13. Implementing Book Club/Literature Circles
14. Reading Methods for Elementary-Aged English Language Learners
15. Conferring 1-on-1 with students during reading workshop
16. Conferring 1-on-1 with Students during Writing Workshop
17. Writing Workshop with Elementary Students
18. Using Multi-Modal Literacies with Elementary Reading Instruction
19. Using Expository Text to Teach Elementary Language Arts
20. Digital Reading and Writing with Elementary Students

### SECONDARY TEACHERS, PLEASE READ the following, REGARDING THE PD HANDOUT:

In the past, in LIST 5373, secondary folks (those teaching in grades 6-12) have picked an *elementary topic* that is also relevant, as well, to their teaching context. Examples include: vocabulary development, helping struggling readers, and developing comprehension strategies.

However, the focus of this assignment **MUST** primarily, first and foremost, be ***elementary-focused*** (that is, the audience is elementary teachers). The research *must* draw on studies from elementary settings, due to the course content and the course description. This class prepares you to work with students and teachers in elementary settings. Select an audience of elementary teachers (it can be a small group of people you email your final handout to). The key is that your literacy certification focus for this M.Ed. in Literacy Studies is *all level*. This class is *elementary focused*, therefore, the articles you read to support your handout must come from studies of elementary classroom. Because literacy is all level, secondary folks may be working in elementary settings and be presided to deal with the unique needs of elementary students and teachers. **Again because this is an elementary focused class, secondary folks can:**

- 1) pick a truly elementary topic and then design a handout for *elementary teachers* in your district (it can be sent via email).

or

- 2) Pick a broad topic like “response to intervention” (RTI) or struggling readers or reciprocal teaching that can be *also* be of use to secondary people as well. However, the research literature *must* come from studies of elementary contexts. The rationale for this is the nature of the course focus (elementary) and to familiarize all students in the M.Ed. LIST program with elementary issues for the all-level nature of MRT and reading

specialist certifications. Some people might also shift from secondary to elementary focus in their career. If you need further information or have questions, you can email me (Dr. Semingson).

### **Format for Final Professional Development Handout**

#### **Evidence Based Instructional Practices in the form of a 3-4+-page-handout:**

**Section 1: Evidence-Based Handout (3-4+ pages single-spaced; include graphics and visuals).** This section reflects how educators take the research base and apply it in schools/classrooms. You should construct a handout/newsletter that could possibly be shared at a presentation that you could use at a workshop / inservice / professional development meeting. This handout should help teachers understand and apply research-based strategies related to your focus area (e.g., fluency building, comprehension development). **Ten (10) or more tips** should be presented that focus on several key areas of a targeted grade level or grade levels. You should elaborate (BE SPECIFIC) on the tips so that any teacher could take this from your presentation and put the ideas into practice. Create a presentation that provides well-developed ideas that schools and teachers, in general, can use. All points must have research support (cite source). You must draw on the research-based journal articles that you read. Tips can also include procedural steps a teacher would follow to implement a specific evidence-based strategy. Be sure to have a citation for each tip! Each tip must be linked to evidence!

Guidelines for the length of the handout are that it should be at least 3-4 pages, single spaced, with use of copyright-free multimedia such as purposeful and meaningful graphics, clip art (**copyright free** or from Creative Commons), and use of layout and font that supports clear reading of the text and supporting graphics, headlines, subheadings, etc. I encourage you to make use of hyperlinks, tables, and charts to highlight resources that will benefit teachers. Examples of handouts will be sent to you during the course. See section II below for information on including a specific section listing related websites and “recommended readings” for teachers.

***5 PARENT TIPS:*** Also, include a section that includes **at least five “parent-friendly” ways** that teachers can engage families with this instructional focus in the home. The parent tips should be presented in a separate box within the newsletter.

***\*\*NOTE: All images must be copyright-free and sources must be listed for all images.***

- **Section II: Webliography/Bibliography:**

**1) Webliography:** This is your chance to share web resources with your peers and with parents. Share at least 5+ websites that link to your topic and provide a paragraph describing the website and what it has to offer related to the topic and to classroom instruction. Your annotation should include a link to the resource so peers can just click on it and go to the site to check it out.

**2) Bibliography/List of recommended readings:** The information for this project must be drawn from related practitioner sources that will be useful to colleagues. Make sure to

## LIST 5373: Foundations of Literacy Learning in EC-6 Classrooms Syllabus

Summer 2015 The University of Texas at Arlington Dr. Peggy Semingson

use APA format for this. For more information on APA format, go to any of the following:

### APA Style

<http://www.apastyle.org/>; **Using APA Style to Cite and Document Sources**

<http://www.bedfordstmartins.com/online/cite6.html>; **Using American Psychological**

### Association (APA) Format

[http://owl.english.purdue.edu/handouts/research/r\\_apa.html](http://owl.english.purdue.edu/handouts/research/r_apa.html).

Do ***not*** use copyrighted images in the PDH. All images used, with the exception of clip art, should be cited underneath each image with "Source: [insert website here]. Again, do not use anything that is copyrighted. Copyright free clip art is better.

## GRADING RUBRIC FOR FINAL PROFESSIONAL DEVELOPMENT HANDOUT

**NOTE:** All assignments must be submitted on time. Assignments submitted after the deadline may, at times, be accepted according to the assignment schedule with a 25% penalty. This assignment will be posted in the portal as part of your Program Portfolio. You will receive points for doing this.

Section	Expert	Acceptable	Unacceptable
<b>Title Page &amp; Background Information</b>		1) Complete title page for with academic honor / honesty statement 2) Complete background information including the following items: Current or projected teaching position (Grade level and teaching field) Certification(s) sought One to two paragraph overview of the newsletter and rationale for creating the handout. How will this handout benefit other teachers?	
<b>Section I: Evidence-Based Newsletter 60 points</b>	<b>60 points</b> 1) Handout provides the 10 required tips for teachers. (12) 2) Each tip is linked to evidence based research (with that research source cited). (12) 3) Each tip is fully elaborated with specific ideas for implementation.	<b>45 points</b> 1) Newsletter provides 8-10 required tips. (9) 2) Each tip is linked to evidence based research (with that research source cited). (9) 3) Each tip is mostly elaborated upon with specific ideas for implementation. (9) 4) Purposeful and engaging	<b>30 points</b> 1) Creates a limited evidence based instructional tipsheet with fewer than 7 required tips. (0-6) 2) Tips are loosely linked to evidence based research (sources may not be cited). (0-6) 3) Tips are somewhat elaborated upon with some

**LIST 5373: Foundations of Literacy Learning in EC-6 Classrooms Syllabus**

Summer 2015 The University of Texas at Arlington Dr. Peggy Semingson

	<p>(12)</p> <p>4) Purposeful and engaging use of multi-media and visuals are included; layout is visually appealing. (12)</p> <p>5) At least five detailed examples of ways that parents can be supportive of the instructional tips are included in the newsletter. (12)</p>	<p>use of multi-media and visuals are included; layout is visually appealing.(9)</p> <p>5) At least five mostly detailed examples of ways that parents can be supportive of the instructional tips are included in the newsletter. (9)</p>	<p>ideas for implementation; Candidate has difficulty with ideas for implementation of the research in the classroom. (0-6)</p> <p>4) Limited use of engaging use of multi-media and visuals are included; layout is not very visually appealing or streamlined. (0-6)</p> <p>5) Very few or no detailed examples of ways that parents can be supportive of the instructional tips are included in the newsletter (0-6)</p>
<p><b>Section II: Annotated Webliography / Bibliography 10 points</b></p> <p><b>(Annotated means describe each one)</b></p>	<p><b>10 points</b></p> <p>1)Webliography: Shares 3 or more URLs for websites that link directly to the topic with an elaborated paragraph describing the website and what it has to offer related to the topic and to classroom instruction. (5)</p> <p>2) Bibliography: Includes citations (in APA format related) with well-developed paragraph describing at least 3 recent (2000-present) practitioner sources that would be useful for further reading on the topic(s).(5)</p>	<p><b>7 points</b></p> <p>1) Webliography: Shares at least 3+ URLs for websites that link directly to the topic with a paragraph describing the website and what it has to offer related to the topic and to classroom instruction. (4)</p> <p>2) Bibliography: Includes citations (in APA format related) with a paragraph describing at least 3 recent (2000-present) practitioner sources that would be useful for further reading on the topic(s). (3)</p>	<p><b>0 - 6 points</b></p> <p>1) Webliography: Shares limited number of URLs for websites or the websites do not directly relate to the topic or there is a limited description of the website. (0-3)</p> <p>2) Bibliography: Includes citations (in APA format related) with a limited description at least 2 recent (2000-present) practitioner sources that would be useful for further reading on the topic(s). (0-3)</p>
<p><b>References 5 points</b></p> <p><b>(NOTE: The reference section is separate from the Bibliography section!_</b></p>	<p><b>5 points</b></p> <p>Reference section includes all citations included within the handout in good APA format. At least 3 of the references were from <b>research articles</b> BEYOND the required course readings.</p>	<p><b>2-4 points</b></p> <p>Reference section includes all citations included within the handout mostly in APA format. At least 1-2 of the references were from <b>research articles</b> BEYOND the required course readings.</p>	<p><b>0-1 points</b></p> <p>References do not follow APA format. No references BEYOND the required course readings were cited.</p>
<b>TOTAL</b>	<b>Expert 75 points</b>	<b>Acceptable 54 – 74 points</b>	<b>Unacceptable &lt; 54 points</b>

## LIST 5373: Foundations of Literacy Learning in EC-6 Classrooms Syllabus

Summer 2015 The University of Texas at Arlington Dr. Peggy Semingson

--	--	--	--

**NOTE:** All assignments must be submitted on time. Assignments submitted after the deadline may, at times, be accepted according to the assignment schedule with a 25% penalty. This assignment will be posted in the portal as part of your Program Portfolio. You will receive points for doing this.

### **Part 1: Initial Plan—due at end of Week 4 (Sunday, 11:59 pm)**

At the end of Week 4 you will turn in an initial plan and the citations (using APA style) of the three research-based articles you will read to do this assignment. A template for completing this initial plan will be provided through Blackboard and via email. This will include: 1) Stating your general topic and audience of educators 2) stating a detailed rationale for your topic (why it matters) 3) listing 5 objectives for the educators who will read your handout and what impact you hope it will have and 4) a plan for completing the project. The rubric for this assignment is here: I suggest using research-based articles from The Reading Teacher or Language Arts, as they both have an elementary focus. *You need articles that have been published within the last 10-12 years (2002 or later).*

In selecting your three articles you will be reading as you work on your Professional Development handout, here is the link to the E-journals through UTA library. Use your NetID and password to logon if you are on campus. You can also talk to one of the reference librarians on campus if you need more assistance.

<http://utalink.uta.edu:9003/UTAlink/az>

**Grading Rubric for Part 1—Initial Plan (15 points). A template will be provided on Blackboard for this Initial Plan. It is due per the syllabus due date to Blackboard Assignments.**

Section	Expert (15 points)	Acceptable (10 points)	Unacceptable (0-6 points)
<b>Initial Plan for Professional Development Handout</b>	<ul style="list-style-type: none"><li>Plan is fully complete and template was used correctly.</li><li>A good level of detail is given to the plan.</li><li>APA format was used correctly to cite the three articles.</li><li>All articles are research-based.</li><li>Initial plan is error free from grammatical and punctuation errors.</li></ul>	<ul style="list-style-type: none"><li>Plan is mostly complete and template is used correctly.</li><li>A moderate amount of detail is given to the plan.</li><li>APA format used to cite the articles is mostly correct with some errors.</li><li>Articles are mostly research-based, but one or more is not.</li><li>Initial plan is mostly error free from grammatical and punctuation error.</li></ul>	<ul style="list-style-type: none"><li>Plan is not fully complete and template is not used correctly.</li><li>The plan is not detailed and is skeletal.</li><li>Articles are not cited using APA format.</li><li>Articles are not research-based.</li><li>Initial plan contains many grammatical and punctuation errors.</li></ul>

### **Part 2 of Professional Development Handout: Developed Draft.**

**Using your final template, develop a draft, which presents at least seven or more tips that are aligned with the research articles you are reading. Include your 5+ parent tips, as well as the finished annotated bibliography and the annotated webliography.**

**(7+ tips; all parent tips; annotated bibliography and annotated webliography complete).** Developed draft (Part 2) for Professional Development Handout. (7+ tips; all parent tips; annotated bibliography and annotated webliography complete). **A template and rubric for the Developed Draft of the PDH will be provided on Blackboard.**

**Part 3 of the Professional Development Handout is the final complete version.** A final version of the rubric for the final professional development handout will be provided on Blackboard. Submit this to both Blackboard and TK20.

**WORD STUDY LESSON PLAN. RUBRICS AND GUIDELINES ARE BELOW AND ON BLACKBOARD. USE THE REQUIRED TEMPLATE ON BLACKBOARD.**

**Create a phonics lesson for a beginning reader or small group of beginning readers. Implementing the lesson with an actual student(s) is *not* required.** Use the provided template to guide you. The template to be used is on Blackboard.  
\*Selected videoconferences will provide guidance on this assignment.

You can assume your beginning reader is in first grade, *or* is a reader in 2nd-6th grade who needs a reading "boost" or some reading intervention. Use resources from the *Self-Paced Phonics* book and other resources from within the course, including the E-Reserve reading (Smith & Read). Your plan should also include a brief pre and post assessment component.

***First, pick a single word study focus.*** You can pull an idea from the Dow and Baer text (phonics textbook), or one of the skills below. Be sure the skill aligns with the state standards (e.g., in Texas it is the English Language Arts TEKS) or with your own state's standards for phonics/word study, e.g Common Core State Standards or other state standard. This plan would be for a student who is in grades 1-6, but I suggest aiming for grades 1-3.

**Examples of possible word study focus for the lesson plan (pick one):**

- short vowel sounds (e.g., CVC words)
- consonant digraphs (select a specific patterns to focus on across the lesson)
- vowel digraphs (select a specific pattern to focus on)
- consonant blend (select a specific pattern to focus on)
- syllabication (select a rule to focus on)
- structural analysis (using morphemes to decode reading with prefixes and suffixes; also using morphemes to unlock word meaning)



## LIST 5373: Foundations of Literacy Learning in EC-6 Classrooms Syllabus

Summer 2015 The University of Texas at Arlington Dr. Peggy Semingson

- other possible topic from the Bow and Daer, the Smith and Read reading or from the course readings.

The **plan** should include the following components. Use the required template for the **Word Study Unit Plan**. The template will be posted on Blackboard.

### 1) Lesson objectives and state standards

(TEKS if you are in Texas), list of materials used, and overall rationale for the lesson. Use the C-ABC format for writing lesson plans. See *the Lesson Plan Tutorial* for a review and tips on writing objectives.

### 2) A simple phonics pre-assessment tool (e.g., phonics screener).

I will provide examples of this. Examples include: a running record, spelling test, or phonics screener. Include the actual assessment tool, if possible, or a link to it. Quick phonics screeners or a simple spelling test are overall good tools. Here is an example:

<http://www.wovsed.white.k12.il.us/Rtl%20Forms/Other%20Rtl%20Forms/QuickPhonicsScreener.pdf>

Here is another one from California: [Click here](#).

### 1) One phonics mini-lesson.

This lesson should be hands-on and include modeling, guided practice, and independent practice. The independent practice might be heavily supported, e.g., partner work or a continuation of guided practice. Lesson should follow the required template. **Samples will be provided and information in the Smith and Read (2009) E-Reserve reading will be especially helpful.**

Scaffolding should suggest review from the previous lesson while introducing another set of words from within that focus. The lesson should have a *hands-on focus* (E.g., pick one or more for each lesson: word sorts, dictation on white boards, making words with magnetic letters, etc.). I will provide links to websites that have supporting materials for finding word cards, word sort ideas and cards, etc. Also, be on the lookout for good interactive phonics websites (e.g., Starfall.com) and also new mobile apps that can be used with mobile technology tools to enable phonics and literacy learning on the go! There are a lot of free apps out there! I strongly encourage technology integration within your lesson.

### 4) A simple phonics post-assessment tool to show growth.

This can be somewhat informal **and can also be the same assessment tool as the pre-assessment.** Examples include: a running record with text that contains the phonics pattern (if you are familiar with this tool), fluency check, spelling test, or phonics screener. The post-assessment can be the same measurement tool as the pre-assessment.

### 5) Digital Resources:

## LIST 5373: Foundations of Literacy Learning in EC-6 Classrooms Syllabus

Summer 2015 The University of Texas at Arlington Dr. Peggy Semingson

A list of *at least three websites and/or mobile apps* (e.g., for a tablet or iPod/iPad/other mobile device). Include 1-2 sentences describing the benefit of the mobile app and how it might be used to enhance this phonics skill. Aim for “Free” apps, if possible. Resources for this part of the assignment will be on Blackboard.

### 6) List of references (APA style)

#### **Final Word Study Unit Plan— (25 points); Use required template on Blackboard.**

- Read the rubric carefully for the final unit.
- **Create a Title Page with the name of the unit, the course name, and your name and date.**
- **Include the academic honesty statement in the title page.**
- **Be sure your final lesson plan has all the required components.**
- **Be sure to include your pre and post assessment and the link to it, if it is located online.**

---

### **VIDEO-CONFERENCING AND BRIEF REFLECTION AFTER THE SESSION (1 REFLECTIONS X 10 POINTS EACH): SCHEDULE DURING WEEKS 3-6**

---

An overview/tutorial about videoconferencing is here: Tutorial: <http://www.uta.edu/blackboard/students/collaborate-web-conferencing.php>

The purpose of video-conferencing is to allow you to have a 1-on-1 “live” session with a mentor. The mentor in this course will be Dr. Semingson. I will help you as your work on course readings, conceptual understandings, and as you apply topics towards your current and/or future teaching.

The session will be 20-45 minutes in length. The purpose of video conferencing is to allow you to ask questions, seek guidance, share ideas, and otherwise dialogue with the professor. I will focus primarily on the two main course assignments during the videoconference session: 1) Word Study Lesson Plan and 2) the Professional Development Handout. I hope this time is flexible and we aim to be student-centered in these sessions, so if you have a topic for discussion that relates to your academic learning, feel free to bring it up during the session.

#### **SCHEDULING YOUR SESSION**

I am flexible in setting up video-conferencing for the designated weeks, but I do have a range of windows of time. I would like to stick to the same time and date for this online conference throughout the course (i.e., a standing appointment). The sessions will be 1-on-1 with you and Dr. Semingson. You will also need a headset microphone or other audio capacity on your capacity. If you have a webcam, that is great, but one is not required. The name of the videoconference tool we will use is Blackboard Captivate and it is located within Blackboard.

#### **Post-conference Reflection (1 reflection x 10 points each=10 points): **The template form is on Blackboard****

Following each video session, you will do a brief reflection to submit to Blackboard. These reflections will be scored holistically, and evaluated for length, timeliness of submission, and depth of reflection.

The format for these post-conference reflections is as follows:

## LIST 5373: Foundations of Literacy Learning in EC-6 Classrooms Syllabus

Summer 2015 The University of Texas at Arlington Dr. Peggy Semingson

- After each video-conference session with Dr. Semingson, post a 1-2 page (single-spaced; 12 font, standard margins) reflection. Cut and paste these questions into your essay and answer below each question.

The post-videoconference reflection form template (four questions) will be on Blackboard and will be sent via UTA email.

Setting up your Standing Appointment with Dr. Semingson for videoconferencing:

Email your mentor right away to set up a standing appointment for your session.

Dr. Semingson: [peggys@uta.edu](mailto:peggys@uta.edu)

### Availability

Dr. Semingson is available Monday-Friday (but not on Saturdays or Sundays) from 8 am -9 pm. However, if it is an emergency and I am available, I can possibly meet on a weekend, however, it is not guaranteed I can meet on the weekend. I prefer to schedule during the daytime and early evening, but evening appointments are possible. Plan to block out one hour for the videoconference, although the conference might not last this long.

**Contact Dr. Semingson as soon as possible in the beginning of Week 1 (June 8) of the class or sooner to determine an appointment to set up your 1-on-1 videoconference appointment time.** Please make a note of the weeks you will be doing video-conferencing. Directions for accessing videoconferencing are in the course syllabus and on blackboard. Email Dr. Semingson if you need assistance.

### **Rubric for Post-Videoconference Reflection**

Section	Expert (10 points)	Acceptable (7-9 points)	Unacceptable (0-6 points)
<b>Post-Videoconference Reflection (1-2 pages, single-spaced, 12 font, standard margins)</b>	<ul style="list-style-type: none"><li>• Reflection is fully complete and template and questions were answered with a reflection over 1 page (single spaced, 12 font).</li><li>• A good level of detail is given to the reflection.</li><li>• The reflection refers back to specific ideas and concepts from the videoconference.</li><li>• Reflection is error free from grammatical and punctuation errors.</li></ul>	<ul style="list-style-type: none"><li>• Reflection is mostly complete and template and questions were answered correctly but is less than 1 page (single-spaced, 12 font).</li><li>• A moderate level of detail is given to the reflection.</li><li>• The reflection refers back to some specific ideas and concepts from the videoconference</li><li>• Reflection is mostly error free from grammatical and punctuation error.</li></ul>	<ul style="list-style-type: none"><li>• Reflection is not fully complete and is less than 1 page (single-spaced, 12 font).</li><li>• A weak and skeletal level of detail is given to the reflection.</li><li>• The reflection refers back to few specific ideas and concepts from the videoconference</li><li>• Reflection contains many grammatical and punctuation errors.</li></ul>

### **University Mission:**

The mission of The University of Texas at Arlington is to pursue knowledge, truth and excellence in a student-centered academic community characterized by shared values, unity of purpose, diversity of opinion, mutual respect and social responsibility. The University is committed to lifelong learning through its academic and continuing education programs, to discovering new knowledge

## LIST 5373: Foundations of Literacy Learning in EC-6 Classrooms Syllabus

Summer 2015 The University of Texas at Arlington Dr. Peggy Semingson

through research and to enhancing its position as a comprehensive educational institution with bachelor's, master's, doctoral and non-degree continuing education programs.

### College Mission:

The mission of the UTA College of Education is to develop and deliver educational programs that ensure the highest levels of teacher, administrator, and allied health science practitioner preparation and performance. As a recognized contributor to the fields of education and allied health science, the College engages in effective teaching, quality research, and meaningful service. The College is committed to diversity and to the advancement of active teaching and learning in all educational environments and at all levels.

Core Values: Excellence, Student-Centered Environments, Research, Collaboration, Diversity, Technology, Field Experiences and Life-Long Learning

### Conceptual Framework:

The work of the College of Education is grounded in constructivism as a theory of teaching and learning and is done in a spirit of expectation that all involved in the College of Education, whether candidate, faculty or administrator, will hold the following as important: Excellence, Student-Centered Environments, Research, Collaboration, Diversity, Technology, Field Experiences and Life-Long Learning.

Partners for the Future serves as the theme of the College of Education and epitomizes the understanding that it takes a village of partners to insure the future of education for all.

### Course Learning Goals

#### LIST 5373 Alignment of Outcomes, Assignments, Standards

LEARNING OUTCOMES The learner:	Assignments / Assessments	National Standards	TEXES Domains / Competencies
<b>Content Knowledge</b> <b>IRA Standard 1: Foundational Knowledge: 1.4</b> Demonstrate knowledge of the major components of reading (phonemic awareness, word identification and phonics, vocabulary and background knowledge, fluency, comprehension strategies, and motivation) and how they are integrated in fluent reading. <b>TEXES Reading Specialist Competency 001 (Oral Language)</b> The reading specialist understands and applies knowledge of oral language development, relationships between oral language development and the development of reading skills, and instructional methods that	Reading Response and Replies Word Study Lesson Unit. Reading Improvement Handout	IRA 1.1-1.4	TEXES Reading Specialist Domain I, Competency 001-008, Domain IV, 013

**LIST 5373: Foundations of Literacy Learning in EC-6 Classrooms Syllabus**

Summer 2015 The University of Texas at Arlington Dr. Peggy Semingson

<p>promote students' oral language development at the levels of early childhood through grade 12.</p> <p><b>TEXES Reading Specialist Competency 002</b> (Phonological and Phonemic Awareness) The reading specialist understands and applies knowledge of phonological and phonemic awareness, relationships between phonological and phonemic awareness and the development of reading competence, and instructional methods that promote students' phonological and phonemic awareness at the levels of early childhood through grade 12.</p> <p><b>TEXES Reading Specialist Competency 003</b> (Concepts of Print and the Alphabetic Principle) The reading specialist understands concepts of print and the alphabetic principle and applies knowledge of instructional methods that promote students' reading acquisition at the levels of early childhood through grade 12.</p> <p><b>TEXES Reading Specialist Competency 004</b> (Word Identification) The reading specialist understands and applies knowledge of word identification skills and strategies and instructional methods that promote students' reading competence at the levels of early childhood through grade 12.</p> <p><b>TEXES Reading Specialist Competency 006</b> (Comprehension) The reading specialist understands and applies knowledge of reading comprehension and instructional methods that promote student levels of early childhood through grade 12.</p> <p><b>IRA Standard 4: Creating a Literate Environment</b> 4.1 Use students' interests, reading abilities, and backgrounds as foundations for the reading and writing program.</p> <p><b>TEXES Reading Specialist Competency 009 (Assessment)</b> The reading specialist understands and applies knowledge of assessment instruments and procedures used to</p>			
--	--	--	--

**LIST 5373: Foundations of Literacy Learning in EC-6 Classrooms Syllabus**

Summer 2015 The University of Texas at Arlington Dr. Peggy Semingson

monitor and evaluate student progress in reading and to guide instructional decision-making at the levels of early childhood through grade 12.			
<b>Pedagogical Knowledge &amp; Skills—Instruction</b> IRA 2.1 Use instructional grouping options (individual, small group, whole class, and computer based) as appropriate for accomplishing given purposes. IRA 2.2 Use a wide range of instructional practices, approaches, and methods, including technology-based practices, for learners at differing stages of development and from differing cultural and linguistic backgrounds. IRA 2.3 Use a wide range of curriculum materials in effective reading instruction for learners at different stages of reading and writing development and from different cultural and linguistic backgrounds. IRA 3.1 Use a wide range of assessment tools and practices that range from individual and group standardized tests to individual and group informal classroom assessment strategies, including technology-based assessment tools. IRA 3.2 Place students along a developmental continuum and identify students' proficiencies and difficulties. IRA 3.3 Use assessment information to plan, evaluate, and revise effective instruction that meets the needs of all students, including those at different developmental stages and those from different cultural and linguistic backgrounds. IRA 3.4 Communicate results of assessments to specific individuals (students, parents, caregivers, colleagues, administrators, policymakers, policy officials, community, etc.). IRA 4.1 Use students' interests, reading abilities, and backgrounds as foundations for the reading and writing program. IRA 4.2 Use a large supply of books,	Reading Response and Replies Reading Improvement Handout Word Study Lesson Unit	IRA 2.1-4.4	TEXES Reading Specialist Domain I, Competency 001-008, Domain II, Competency 009-010, Domain III Competency 011-012, Domain IV Competency 013-014



**LIST 5373: Foundations of Literacy Learning in EC-6 Classrooms Syllabus**

Summer 2015 The University of Texas at Arlington Dr. Peggy Semingson

technology-based information, and nonprint materials representing multiple levels, broad interests, and cultural, and linguistic backgrounds. IRA 4.3 Model reading and writing enthusiastically as valued lifelong learners. IRA 4.4 Motivate learners to be lifelong learners.			
<b>Dispositions</b> IRA 5.1 Display positive dispositions related to reading and the teaching of reading. IRA 5.2 Continue to pursue the development of professional knowledge and dispositions.	Reading Response, Replies & Assessment Reading Improvement Handout	IRA 5.1-5.4	TEXES Reading Specialist Domain IV, Competency 014

**National Standards:****International Reading Association, Reading Specialist Standards**

- **Standard 1: Foundational Knowledge:** Candidates have knowledge of the foundations of reading and writing processes and instruction.
- **Standard 2: Instructional Strategies & Curriculum Materials:** Candidates use a wide range of instructional practices, approaches, methods, and curriculum materials to support reading and writing instruction.
- **Standard 3: Assessment, Diagnosis, & Evaluation:** Candidates use a variety of assessment tools and practices to plan and evaluate effective reading instruction.
- **Standard 4: Creating a Literate Environment:** Candidates create a literate environment that fosters reading and writing by integrating foundational knowledge, use of instructional practices, approaches and methods, curriculum materials, and the appropriate use of assessments.
- **Standard 5: Professional Development:** Candidates view professional development as a career-long effort and responsibility.

**State Domains and Competencies:****TEXES Reading Specialist Domains & Competencies**

Domain I: Instruction and Assessment: Components of Literacy (approximately 57% of the test) including

- Competency 001 Oral Language
- Competency 002 Phonological and Phonemic Awareness
- Competency 003 Concepts of Print and the Alphabetic Principle
- Competency 004 Word Identification
- Competency 005 Fluency
- Competency 006 Comprehension
- Competency 007 Vocabulary Development
- Competency 008 Written Language
- 

Domain II Instruction and Assessment: Resources and Procedures (approximately 14% of the test) including

## **LIST 5373: Foundations of Literacy Learning in EC-6 Classrooms Syllabus**

Summer 2015 The University of Texas at Arlington Dr. Peggy Semingson

- Competency 009 Assessment
- Competency 010 Instructional Methods and Resources

Domain III Meeting the Needs of Individual Students (approximately 14% of the test) including

- Competency 012 Instruction for Students with Reading Difficulties, Dyslexia, and Reading Disabilities

Domain IV Professional Knowledge and Leadership (approximately 14% of the test) including

- Competency 013 Theoretical Foundations and Research-Based Curriculum
- Competency 014 Collaboration, Communication, and Professional Development

### **Course Objectives**

The student will:

- Consider the meanings of living a literate life and the roles literacy plays in his/her own life.
- Define the terms literacy, illiteracy, and aliteracy, and become familiar with the consequences of illiteracy as well as the benefits of literacy.
- Gain knowledge of ways to incorporate his/her own reading lives into his/her instruction.
- Become familiar with the IRA position statement on Excellent Reading Teachers.
- Gain knowledge of ways to learn about students' reading lives and incorporate these into instruction.
- Consider issues of power related to literacy.
- Reflect upon his/her experiences with and beliefs about learning to read and his/her implicit theories of reading.
- Investigate theories of learning and their implications for reading instruction.
- Investigate theories of literacy learning.
- Define reading.
- Begin to develop an explicit theory of literacy learning.
- Gain familiarity with the concept of reading as a strategic process.
- Identify cueing systems and cross-checking strategies proficient readers use.
- Investigate decoding and comprehension strategies used by proficient readers.
- Articulate his/her goals for reading instruction.
- Develop an understanding of environmental print by participating in activities to enhance his/her own awareness of the forms and functions of print and to use as models for instruction in the elementary classroom.
- Increase understanding of the relationship between symbolic play and learning to read.
- Consider practical, research-based suggestions for creating a print-rich classroom environment.
- Demonstrate knowledge of concepts about print in the English language.
- Gain awareness of how a variety of forms and functions of print enhance

## **LIST 5373: Foundations of Literacy Learning in EC-6 Classrooms Syllabus**

Summer 2015 The University of Texas at Arlington Dr. Peggy Semingson

children's learning of the reading and writing processes.

- Develop an understanding of the alphabetic system of the English language and define key terms related to this system.
- Explore the roles of phonemic awareness, phonics, and fluency in the reading and writing processes.
- Learn instructional strategies for increasing students' abilities in phonemic awareness, phonics, and fluency.
- Understand the relationship between spoken language, reading, and writing.
- Explore the relationship between vocabulary and comprehension.
- Develop an awareness of metacognitive strategies that enhance reading comprehension.
- Learn metacognitive strategies for increasing students' comprehension of reading.
- Explore various definitions of balanced literacy.
- Develop an awareness of instructional components that make up a balanced program of reading and writing.
- Consider possible ways to design and schedule a balanced literacy program.
- Understand the characteristics of effective literacy assessment.
- Become familiar with a variety of methods for assessing reading and writing.
- Understand how assessment fits into a balanced literacy program.
- Become familiar with trends and issues in current literacy instruction.
- Synthesize information presented throughout the course.