

Department of Curriculum & Instruction



LIST 4373 LITERACY LEARNING FOR EC-6 STUDENTS: READING AND WRITING

Spring, 2016

**The course officially begins 1/19/16
WEEK 1 of this course begins Tuesday, 1/19/16
Course dates: 1/19/16-5/6/16**

Instructor Information:

Instructor: Dr. Peggy Semingson, Associate Professor
Phone: (817) 272-7568 Cell: 817-526-0927
Office: Hammond Hall, 414; Make an appointment for an in-office appointment for office hours
E-Mail: peggys@uta.edu Mailbox: Science Hall 322-N
Office Hours: By appointment; I can also do **virtual office hours** by appointment.
Course website: <https://elearn.uta.edu> [Blackboard; login with NetID and Password]

Course Information:

Course Title: **LITERACY LEARNING FOR EC-6 STUDENTS: READING AND WRITING**
Course Number: **LIST 4373**
Semester: **Spring, 2016**
Course Location and Hours: **ONLINE**; Blackboard <http://elearn.uta.edu>
Office Hours: These are done by appointment
Course Description: (as stated in the catalogue)
Interactive/Visual Syllabus: <http://semingsonliteracystudies.populr.me/list4373>

LIST 4373 - 001 LITERACY LEARNING FOR EC-6 STUDENTS: READING AND WRITING 3 hours credit. Balanced literacy approach to teaching with an emphasis on reading and writing. Theoretical models, principles of teaching reading and writing using a variety of instructional strategies, the role of phonemic awareness, effective program organization, assessment, and classroom management.

Overall Course Objectives:

1. Teacher candidates will be able to design instruction to foster students' learning in major components of scientifically-based and research-based literacy instruction: phonological and phonemic awareness; phonics and morphemic/structural analysis, sight vocabulary as part of word identification abilities; vocabulary; comprehension; fluency; writing
2. Teacher candidates will be able to understand and practice fundamentals of effective instruction to develop students' literacy development in EC-6 classrooms. More specifically, teacher candidates will be able to: combine graphical and verbal presentations of content ; explicitly connect and integrate abstract and concrete representations of content; design high-level/deep questions that demand students explain what they know alternate to provide demonstrating how to use a strategy or solve a type of problem and ask students to solve the

- same type of problem independently or in groups to provide multiple opportunities, spread over weeks and months, for students to practice what they have previously learned. Teacher candidates will design curriculum relating to building comprehension, fluency, and vocabulary in reading.
3. Teacher candidates will be able to design data-driven instruction to meet the needs of students' of varying ability levels, including struggling readers and English learners.
 4. Teacher candidates will know how to manage a literacy program.

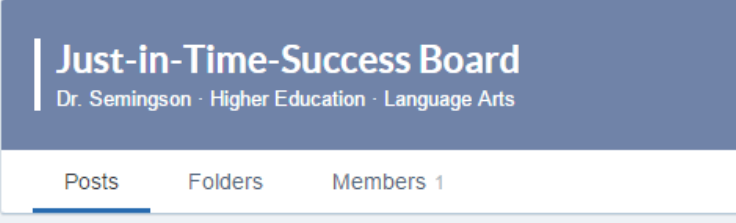
INSTRUCTOR BIO: DR. PEGGY SEMINGSON



Dr. Peggy Semingson is Associate Professor of Curriculum and Instruction in The College of Education at the University of Texas at Arlington where she teaches graduate and undergraduate courses in Literacy Studies. Dr. Semingson taught bilingual students as a classroom teacher and a reading specialist for eight years in both Southern California and Texas. She received her M.Ed. in Reading Education from Texas State University, San Marcos in 2004 and her Ph.D. in Curriculum and Instruction with a specialization in Language and Literacy Studies from the University of Texas at Austin in 2008. In higher education, she is the recipient of the UTA President's Award for Excellence in Distance Education Teaching (2010). Most recently she was awarded the prestigious [Platinum level – Best Practices Award for Excellence in Distance Learning Teaching](#) from the United States Distance Learning Association (2013). She was awarded the Jeanne S. Chall Research Grant from Harvard University to pursue research on ways to assist upper-grade readers. She has an identical twin sister and a seven-year-old niece and seven-month-old nephew, Noah. She has lived in Alaska (Kodiak Island, Anchorage, Fairbanks, and North Pole), Southern California (San Diego and Santa Barbara), and Texas (Austin and the DFW Metroplex). She currently lives in Bedford, TX in a townhome with her dog [Dexter, a lively West Highland Terrier](#). Her favorite things to do include: swimming, cooking, reading (of course!), and technology.

JUST-IN-TIME SUCCESS BOARD ON EDMODO

****The Join Code for this board will be sent in a separate email to your UTA email address.***



Joining the “Just-in-Time Success Group” on Edmodo is required. It is a place to post questions along the way about course content and concepts as well as general questions about assignments, etc. It will be monitored 24/7. A join code will be sent via UTA email. **Posting questions is optional!** I encourage you to check it daily.

For your convenience and to enhance and extend your learning, on Edmodo, I am including a new feature for your learning-- the Just-in-Time Success Board! Just-in-time information is info you want to know as you are learning. **Joining** the board is **required**, however, **posting** to this specific board is optional! I encourage you to check it often and post when you have questions. **You may also pose questions to classmates in the course!** It will be frequently monitored and Dr. Semingson will reply very quickly. The **Just-in-time Success Board** on Edmodo (<https://www.edmodo.com>) can be accessed through a mobile device (with the free app: Edmodo) or your computer. **This group is password protected and a join code will be provided by UTA email.**

Please join the Just-in-Time Success Group on EdModo by Monday, January 25, 2016. **EdModo has a free mobile app!**

Steps for Creating an EdModo Account

Create an Edmodo account. Go to the following website to create an EdModo account: www.edmodo.com. Do not share your EdModo code with anyone else.

Steps for creating an EdModo Student Account:

1. Log on to www.edmodo.com
 2. Select, "I'm a student."
 3. Enter the group code and then a username and password of your choice. The group code is on Blackboard, in the Welcome Letter, and will be sent via UTA email.
 4. Then select the "sign up" button and you should be all signed up into that group, which you should see on the left of your screen.
 5. Dr. Semingson will provide you with a temporary 6-digit Group Code (found on the left side panel once you've selected the Group). You must have this code to create a new Account. You will then see the Group you created on the left sidebar.
- *Download the mobile app for EdModo! You can adjust your settings so you can get alerts whenever someone asks a question.

Course Outline of Topics

The following topics will be studied in this course. They are based on evidence-based practice and the "Big Five" of reading instruction (National Reading Panel Report, 2000, <http://www.nichd.nih.gov/research/supported/Pages/nrp.aspx/>) as well as evidence-based practices as described in our textbook (Reutzel and Cooter, 2013), the *Put Reading First guidebook* (2006, 3rd edition, <https://lincs.ed.gov/publications/pdf/PRFbooklet.pdf>) that students read, as well as supplemental readings and videos/podcasts.

Session	Topics
Session 1:	Beginning Reading, Phonological Awareness and Effective Reading Instruction and Developing Children's Oral Language)
Session 2:	Beginning Reading,, Word Study, and Phonics (plus continuation of phonological awareness)
Session 3:	Reading Fluency, Guided Reading, and Dyslexia
Session 4:	Reading Comprehension Strategies
Session 5:	Vocabulary Instruction and continuation of Reading Comprehension; Content-area Reading
Session 6:	Writing Composition
Session 7:	Writing Composition, Writing Workshop, and Assessment of Writing
Session 8:	Writing:: Writing and Assessment

Prerequisites: Not applicable

REQUIRED READINGS: LIST 4373



Required readings (5):

- 1) *The Essentials of Teaching Children to Read: The Teacher Makes the Difference* (2013), 3rd Edition, by D. Ray Reutzel and Robert B. Cooter, Jr. [This is our main textbook].
- 2) *The Daily Five: Fostering Literacy in the Elementary Grades* (2014, 2nd edition) by Gail Boushey and Joan Moser [This book is a quick read.]
- 3) *Bringing Words to Life, Second Edition: Robust Vocabulary Instruction* (2013) by Isabel L. Beck, Margaret G. McKeown, Linda Kucan [This book is a quick read.]
- 4) *Phonics and Word Study for the Teacher of Reading: Programmed for Self-Instruction* (2013) by Barbara Fox, 11th edition. [This book is a self-paced book on phonics. You can start reading it before the semester starts, if you wish.]
- 5) *Put Reading First: The Research Building Blocks for Teaching Children to Read* (2006, 3rd edition) Free short booklet from the U.S. Dept. of Education <https://lincs.ed.gov/publications/pdf/PRFbooklet.pdf>

One required children's book (choose one from the following two choices):



1. *Brown Girl Dreaming* (2014) by Jacqueline Woodson **or**
2. *Ida B: ...and Her Plans to Maximize Fun, Avoid Disaster, and (Possibly) Save the World* (2004) by Katherine Hannigan

Optional text:

50 Literacy Strategies: Step-by-Step (4th Edition) by Gail Thompson

Other Multimedia Resources

We will be watching selected videos from the following YouTube

playlist: <https://www.youtube.com/playlist?list=PLk953h0GnBE4zz1uR-AArs0LhsXoCMEHP>

We will also be listening to short micropodcasts from the following audio playlists: <https://soundcloud.com/peggy-semington/sets> (we will start with Session 1: [https://soundcloud.com/peggy-semington/sets/session-1-micropodcasts-](https://soundcloud.com/peggy-semington/sets/session-1-micropodcasts-about)

[about](https://soundcloud.com/peggy-semington/sets/session-1-micropodcasts-about)). You can listen to these via a mobile device or a computer

****I highly recommend getting this optional text and reading it in its entirety as it will help you with instruction across subject areas (more than just language arts, for instance, social studies, science, math, etc.).**

***Electronic readings need to be accessed through the links in the syllabus to the UTA Library using your UTA NetID and Password.** These links are also in Blackboard and within the syllabus. Please contact your instructor if you are having any difficulty whatsoever in accessing any of the digital readings!

Please listen to the VoiceThread podcast overview about the textbooks

VoiceThread: <http://voicethread.com/#thread/7401395/39839332/40914177>

[Click link or image below to listen to the brief podcast about the textbooks.] A transcript of this podcast overview is here: <http://bit.ly/1PtnJ4M>



OTHER REQUIRED MATERIALS: TK20 & TEKS (ELAR)

1. **TK20 System** <http://www.uta.edu/coehp/academics/tk20/index.php>
2. **TEKS (English Language Arts Reading)** Access to the updated Language Arts TEKS (bookmark this link; you do not need to print it but you will be referring to them in multiple courses and in your future teaching):
<http://ritter.tea.state.tx.us/rules/tac/chapter110/ch110a.html>

TK20

The College of Education and Health Professions is pleased to announce the adoption of Tk20, a comprehensive data management system that will provide us with powerful tools to manage our growth and streamline our processes to enable us to meet your needs more efficiently and effectively. As with other course materials, you will need to subscribe to the program for a one-time only, non-refundable cost of \$100. You may purchase your subscription online from a link provided on the system's Web site or from the UT Arlington Bookstore as you would a textbook or other course materials. Please see the letter from Dean Gerlach and visit <http://www.uta.edu/coehp/tk20> for more information .

On-line tutorials and training materials will orient you to the Tk20 system and its use. For additional information, go to <http://www.uta.edu/coehp/tk20>.

We appreciate your hard work and dedication toward completing your education in the College of Education and Health Professions at the University of Texas at Arlington!

TK20 NOTE: **The assignment you will be uploading to the TK20 site for this class is the *Guided Reading Lesson Plan*. Submission of this assignment to TK20 is required.

ONLINE LATE WORK POLICY--

Complete all assignments by the due date posted. Some assignments may be accepted up to a day after a deadline but a penalty of 25% will be assessed any assignment that is late. **After the late work submission deadline, you cannot receive credit for an assignment.** Check your schedule of assignment deadlines carefully; some assignments may not

be accepted late based on the course schedule.

The drop date for this course is **April 1, 2016**. Apr 01, 2016 is the last day to drop classes; submit requests to advisor prior to 4:00 pm.

For drops, see: <http://www.uta.edu/records/courses/policies/add-drop-withdrawal.php>

*The day prior to the Course Start date is the last day that a student can drop a course through MyMav Self Service. After this date you will need to contact your Academic Advisor within your major to drop a course. A grade of "W" will be assigned for all courses dropped after the Census Date of that session.

Policies

- Complete all assignments by the due date posted. Some assignments may be submitted after a deadline, but a penalty of 25% will be assessed any assignment that is late.
- Maintain copies of all work submitted.
- The instructor reserves the right to make changes in the syllabus as deemed necessary. Students will be notified of any and all changes.

Tentative lecture/topic schedule

- Complete all assignments by the posting deadline noted. Deadlines are **11:59 p.m. Central Time** for the dates noted unless otherwise specified.
- In general, course assignments are due the same day of the week, each week. However, there are some deviations from this pattern, especially in the summer sessions and at the end of the semester when grades must be completed to post.
- **A penalty of 25% will be assessed from any assignment that is late.**
- All discussion areas will be permanently closed after assignment deadlines or after the window for late posting. Once areas are closed, candidates will not be allowed to post in those areas and will lose the points for that assignment.

LIST 4373 ASSIGNMENTS AND POINT BREAKDOWN

Post general introduction of yourself to the discussion board on blackboard and five or more comments to classmates. (Week 1)	5	
Course Plan (Week 1)	5	
Three Major Exams (25 points per exam x 3 exams= 50 points total in the course for exams) (Weeks 5, 10, 14)	75	A = 330-355 points B = 298-329 points C = 266-297 points D = 248-265 points F = below 248 points
Short Quizzes (2) <ul style="list-style-type: none">• "Big Five" quiz (Week 2) 15 points• Guided reading quiz (Week 6) 15 points	30	
Phonics Quiz (Week 7)	25	
Comprehension questions activity (Week 7)	10	
Vocabulary development activity (Week 8)	10	

Initial thoughts on guided reading lesson plan (Week 5)	5	
<i>Guided Reading Lesson Plan</i> <ul style="list-style-type: none"> Initial Plan Outline of Lesson Plan (15 points) (Week 10) Peer review of lesson plan on discussion board (post and five comments) (10 points) (Week 11) Final Lesson Plan (25 points) (Week 15) 	50	
Online book club in small groups on Blackboard Instant Messenger (<i>Brown Girl Dreaming</i> or <i>Ida B</i>) (Week 5)	10	
Discussion Boards: Reading Response and Replies (5 sets @ 20 points each) in small groups on Blackboard (Weeks 4, 6, 8, 12, 14)	100	
Webinars (3 webinars) and written reflections Weeks 4, 8, & 12 (10 points per written reflection= 30 points)	30	
Synchronous learning and literacy assignment (week 15)	10	
TOTAL	355 points	

Extra credit opportunities will be available. Information will be posted on Blackboard and sent via UTA email.

Total: 355 points possible. A percentage grade is calculated based on points earned.

Course Evaluation/Grading Scale:

A = 93 – 100%

B = 84 – 92%

C = 75 – 83%

D= 70 – 74%

F below 70%

Policies

Literacy Studies Late Work and Attendance Policy

All assignments turned in late will lose at least (if not more) 25% of the possible points for each class day/period after the assignment is due. No exceptions. Late means... via email after class, the next day or the next class period. Late work will be only accepted up until prior to the beginning of the next class period. If it is not in hard copy form or uploaded to Blackboard on the day it is due, it is considered late and will lose points. If turned in by the next class period it will lose 50% off total grade.

Policies

Attendance Policy: At The University of Texas at Arlington, taking attendance is not required. Rather, each faculty member is free to develop his or her own methods of evaluating students' academic performance, which includes

establishing course-specific policies on attendance. As the instructor of this section, I expect you to participate in all required activities online, as stated in the syllabus. Your active participation in the course is expected.

Electronic Communication: UT Arlington has adopted MavMail as its official means to communicate with students about important deadlines and events, as well as to transact university-related business regarding financial aid, tuition, grades, graduation, etc. All students are assigned a MavMail account and are responsible for checking the inbox regularly. There is no additional charge to students for using this account, which remains active even after graduation. Information about activating and using MavMail is available at <http://www.uta.edu/oit/cs/email/mavmail.php>.

Americans with Disabilities Act: The University of Texas at Arlington is on record as being committed to both the spirit and letter of all federal equal opportunity legislation, including the *Americans with Disabilities Act (ADA)*. All instructors at UT Arlington are required by law to provide "reasonable accommodations" to students with disabilities, so as not to discriminate on the basis of that disability. Any student requiring an accommodation for this course must provide the instructor with official documentation in the form of a letter certified by the staff in the Office for Students with Disabilities, University Hall 102. Only those students who have officially documented a need for an accommodation will have their request honored. Information regarding diagnostic criteria and policies for obtaining disability-based academic accommodations can be found at www.uta.edu/disability or by calling the Office for Students with Disabilities at (817) 272-3364.

Title IX: The University of Texas at Arlington is committed to upholding U.S. Federal Law "Title IX" such that no member of the UT Arlington community shall, on the basis of sex, be excluded from participation in, be denied the benefits of, or be subjected to discrimination under any education program or activity. For more information, visit www.uta.edu/titleIX.

Student Support Services: UT Arlington provides a variety of resources and programs designed to help students develop academic skills, deal with personal situations, and better understand concepts and information related to their courses. Resources include tutoring, major-based learning centers, developmental education, advising and mentoring, personal counseling, and federally funded programs. For individualized referrals, students may visit the reception desk at University College (Ransom Hall), call the Maverick Resource Hotline at 817-272-6107, send a message to resources@uta.edu, or view the information at www.uta.edu/resources.

Academic Integrity: All students enrolled in this course are expected to adhere to the UT Arlington Honor Code: *I pledge, on my honor, to uphold UT Arlington's tradition of academic integrity, a tradition that values hard work and honest effort in the pursuit of academic excellence. I promise that I will submit only work that I personally create or contribute to group collaborations, and I will appropriately reference any work from other sources. I will follow the highest standards of integrity and uphold the spirit of the Honor Code.*

Instructors may employ the Honor Code as they see fit in their courses, including (but not limited to) having students acknowledge the honor code as part of an examination or requiring students to incorporate the honor code into any work submitted. Per UT System *Regents' Rule* 50101, §2.2, suspected violations of university's standards for academic integrity (including the Honor Code) will be referred to the Office of Student Conduct. Violators will be disciplined in accordance with University policy, which may result in the student's suspension or expulsion from the University.

Academic Honesty:

Academic dishonesty is a completely unacceptable mode of conduct and will not be tolerated in any form at The University of Texas at Arlington. All persons involved in academic dishonesty will be disciplined in accordance with University regulations and procedures. Discipline may include suspension or expulsion from the University. "Academic dishonesty includes, but is not limited to, cheating, plagiarism, collusion, the submission for credit of any work or materials that are attributable in whole or in part to another person, taking an examination for another person, any act designed to give unfair advantage to a student or the attempt to commit such acts." (Regents' Rules and Regulations, Part One, Chapter VI, Section 3, Subsection 3.2., Subdivision 3.22).

The following statement should be part of the required heading on all major assignments posted in the course.

Academic Honesty Statement

***Please include the Academic Honesty Statement for all submitted assignments for LIST 4373 (except for the journal postings and comments on the discussion board).**

I have read and understand the UTA Academic Honesty clause as follows. "Academic dishonesty is a completely unacceptable mode of conduct and will not be tolerated in any form at The University of Texas at Arlington. All persons involved in academic dishonesty will be disciplined in accordance with University regulations and procedures. Discipline may include suspension or expulsion from the University. "Academic dishonesty includes, but is not limited to, cheating, plagiarism, collusion, the submission for credit of any work or materials that are attributable in whole or in part to another person, taking an examination for another person, any act designed to give unfair advantage to a student or the attempt to commit such acts." (Regents' Rules and Regulations, Part One, Chapter VI, Section 3, Subsection 3.2., Subdivision 3.22)."

Further, I declare that the work being submitted for this assignment is my original work (e.g., not copied from another student or copied from another source) and has not been submitted for another class.

"Signature" (Typed name):

Date:

Student Feedback Survey: At the end of each term, students enrolled in classes categorized as lecture, seminar, or laboratory shall be directed to complete a Student Feedback Survey (SFS). Instructions on how to access the SFS for this course will be sent directly to each student through MavMail approximately 10 days before the end of the term. Each student's feedback enters the SFS database anonymously and is aggregated with that of other students enrolled in the course. UT Arlington's effort to solicit, gather, tabulate, and publish student feedback is required by state law; students are strongly urged to participate. For more information, visit <http://www.uta.edu/sfs>.

Final Review Week: A period of five class days prior to the first day of final examinations in the long sessions shall be designated as Final Review Week. The purpose of this week is to allow students sufficient time to prepare for final examinations. During this week, there shall be no scheduled activities such as required field trips or performances; and no instructor shall assign any themes, research problems or exercises of similar scope that have a completion date during or following this week *unless specified in the class syllabus*. During Final Review Week, an instructor shall not give any examinations constituting 10% or more of the final grade, except makeup tests and laboratory examinations. In addition, no instructor shall give any portion of the final examination during Final Review Week. During this week, classes are held as scheduled. In addition, instructors are not required to limit content to topics that have been previously covered; they may introduce new concepts as appropriate.

Using the Class Discussion Board:

Your instructor will post important information about this course on the Class Discussion Board. For this reason, you should check the Discussion Board frequently.

The Class Discussion Board is also the forum for posting questions and answers about course content. In most cases, questions about course content should be posted publicly to the Class Discussion Board for the benefit of all students. Your instructor will try to respond to your questions as quickly as possible. If you need to discuss an issue with your instructor privately, you should do so by e-mail.

Commitment to Diversity: In our commitment to the furthering of knowledge and fulfilling our educational mission, the School of Education at the University of Texas at Arlington seeks a campus climate that welcomes, celebrates, and promotes respect for the entire variety of human experience. In our commitment to diversity, we welcome people from all backgrounds. We seek to include knowledge and values from many cultures in the curriculum. Dimensions of diversity

shall include, but are not limited to, the following: race, ethnicity, religious belief, sexual orientation, sex/gender, disability, socioeconomic status, cultural orientation, national origin, and age.

Course Calendar, Spring, 2016

***All assignments must be posted by 11:59 p.m. CENTRAL STANDARD TIME (CST) on the date indicated, *unless otherwise noted*. Please make a note of any time zone differences from CST. *As the instructor for this course, I reserve the right to adjust this schedule in any way that serves the educational needs of the students enrolled in this course.* –Peggy L. Semington**

Late work: Work submitted after the 11:59 PM pm deadline is subject to losing 25% of possible points. Late work will not be accepted after one week from the designated deadline. **I grade what you submit to Blackboard. If you upload a blank page to Blackboard, that is what I will grade.** Please double-check everything you submit! Please check UTA Email and Blackboard (Assignments) daily.


The course begins Tuesday, 1/19/15. WEEK 1 of this course begins Tuesday, 01/19/15

OPTIONAL Orientation Webinar on Blackboard Collaborate, Wednesday, January 20, 2016. 7:00-7:45 pm, CST. This brief optional orientation webinar will go over the course. I will also provide tips on online teaching. *Attendance at this particular webinar is completely optional!* Login info will be on Blackboard and will be sent via UTA Email. The webinar will be recorded and the link to the recording will be posted on Blackboard and sent via UTA Email. Log in 5-10 minutes early for the optional webinars. Preview the PowerPoint prior to the webinar.

Session 1 (Weeks 1 & 2)

1/19-1/24

1/25-1/31

Competencies/Big Ideas	Readings & Learning Materials	How Learning will be Assessed/Due Dates
Overview of Balanced Literacy, Early Literacy, and Phonological Awareness <ul style="list-style-type: none"> Reading and writing overview: What is a comprehensive literacy program? Literacy development Review of balanced literacy The reading process Emergent Literacy and early literacy development Phonological and phonemic awareness as 	<ol style="list-style-type: none"> Professor Notes for Session 1 (located in Blackboard and sent via UTA email) Reutzel & Cooter (2013) textbook: Chapters 1 & 2 (Effective Reading Instruction and Developing Children's Oral Language)  <ol style="list-style-type: none"> Put Reading First (3rd edition). 	<ol style="list-style-type: none"> Assignment: General Introduction on Blackboard Discussions. Due Sunday, January 24, 2016, 11:59 pm. Post a 2-3 paragraph introduction and 1-2 minute podcast of yourself; also post five or more comments to peers on the general discussion board by or before Sunday, 1/24/16 (11:59 pm) Assignment: Course Plan. Using the provided template, describe your plan for reading and completing work this semester. Submit to Blackboard by or before Sunday, 1/24/16 (11:59 pm). Assignment: Blackboard Quiz during Week 2 (1/25-1/31) over "The Big Five" (phonics, phonemic awareness, fluency, vocabulary, and comprehension). Quiz questions will draw on ideas from <i>Put Reading First</i>, and the "Big

foundational and pre-requisite skills for reading.

Standard I. Oral

Language: Teachers of young students understand the importance of oral language, know the developmental processes of oral language, and provide a variety of instructional opportunities for young students to develop listening and speaking skills.

Standard II.

Phonological and Phonemic Awareness: Teachers of young students understand the components of phonological and phonemic awareness and utilize a variety of approaches to help young students develop this awareness and its relationship


Standard IV. Literacy

Development and Practice: Teachers of young students understand that literacy develops over time and progresses from emergent to proficient stages. Teachers use a variety of contexts to support the development of young students' literacy.

Please read the entire booklet:
<http://lincs.ed.gov/publications/pdf/PRFbooklet.pdf>



4. Micropodcasts for Session 1 (see Blackboard).
5. Read pp. 1-25 of *Phonics and Word Study for the Teacher of Reading* by Barbara Fox. Required but not-graded. Do the pre-test on pages 1-9 of the *Phonics and Word Study* textbook. Complete all of the exercises in the book in this section.




Five" tutorial that is posted on Blackboard. A study guide will be provided on Blackboard. Take the quiz during Week 2 (1/25/16-1/31/16). The quiz window will be open on Blackboard from 12:01 am on 1/25-11:59 pm on 1/31/16.

Looking Ahead and Course Logistics:

4. **Required Task:** Set up your Edmodo account for the "Just inTime Success Board". The group code to join will be sent to you via UTA email. Do this by Sunday, 1/24/16 Posting to the Just-in-Time Success Board is optional but encouraged. **Reminder: EdModo has a free mobile app.**

Edmodo
By Edmodo, Inc.
Open iTunes to buy and down



5. **Looking ahead:** Start Reading *Brown Girl Dreaming* by Jacqueline Woodson or *Ida B.* Read this text by the end of Session 2 (Week 4).

Session 2 (Weeks 3 & 4)

2/1-2/7

2/8-2/14

Competencies/Big Ideas

Readings & Learning Materials

How Learning will be Assessed/Due Dates

Beginning Reading,
Word Study, and
Phonics

- Continuation of phonological/phonemic awareness
- word study and recognition
- sight words
- phonics
- generalizations


Standard III.

Alphabetic Principle: Teachers of young students understand the importance of the alphabetic principle to reading English, know the elements of the alphabetic principle, and provide instruction that helps students understand that printed words consist of graphic representations that relate to the sounds of spoken language in conventional and intentional ways.

Standard V. Word Analysis and Decoding: Teachers understand the importance of word analysis and decoding to reading and provide many opportunities for students to improve word analysis and decoding abilities.

Standard V. Word Analysis and Decoding: Teachers understand the importance of word analysis and decoding to reading and provide

1. Professor Notes for Session 2
2. Reutzel & Cooter (2013) textbook: Chapter 3 (Phonics and Word Recognition)




3. Clark, K. F. (2004, February). What Can I Say Besides "Sound it Out?" Coaching word recognition in beginning reading. *The Reading Teacher*, 57(5), 440-449.
<http://search.ebscohost.com.ezproxy.uta.edu/login.aspx?direct=true&db=a9h&AN=12147738&site=ehost-live> [You will be prompted to login with your UTA NetId and password if you are off-campus]. *You might need to cut and paste the link, if needed.
4. Read pp. 29-141 in *Phonics and Word Study for the Teacher of Reading*. Complete all of the exercises in the book in this section.
5. Micropodcasts for Session 2 (See Blackboard.)

1. **Assignment: Discussion Board Postings: (Week 4):** Post by Thursday, 2/4/16 (11:59 pm). Do 3+ formal comments by 6 pm Saturday, 2/6/16. Do informal follow-up replies by Sunday, 2/7/16 at 11:59 pm. **[over readings from session 2].**
2. **Assignment. Webinar #1 and written reflection (Week 4).** Written reflection due Monday of Week 5, 2/15/16. Webinar dates will be announced and the webinar will be recorded.


Looking Ahead and Course Logistics:

3. **Finish reading** *Brown Girl Dreaming* by Jacqueline Woodson or *Ida B*. Read this text by the end of Session 2 (Week 4).
4. Be sure you have signed up on Blackboard for the online book club! The online book club will take place in small groups during Week 5 on Blackboard Instant Messenger.
5. **Looking ahead:** Start to think about the book and comprehension focus (From Figure 19) you want to do for your guided reading lesson plan. Email your selection for both the book and the comprehension focus to Dr. Semingson during Weeks 3 or 4. (Required but no points).

many opportunities for students to improve word analysis and decoding abilities.		
Session 3 (Weeks 5 & 6) 2/15-2/21 2/22-2/28		
Competencies/Big Ideas	Readings & Learning Materials	How Learning will be Assessed/Due Dates
<ul style="list-style-type: none"> • Fluency • Intro to Guided Reading • Dyslexia <p>Standard VI. Reading Fluency: Teachers understand the importance of fluency to reading comprehension and provide many opportunities for students to improve reading fluency.</p> <p>Standard VII. Reading Comprehension: Teachers understand the importance of reading for understanding, know the components of comprehension, and teach young students strategies for improving comprehension.</p>	<ol style="list-style-type: none"> 1. Professor Notes for Session 3 2. Read pp. 143-220 in <i>Phonics and Word Study for the Teacher of Reading</i> and do the post-test. 3. Reutzel & Cooter (2013) textbook: Chapter 4 (Reading Fluency) 4. <u>Guided Reading Tutorial on Blackboard.</u> 5. Chapter 15: Engaging Readers in Thinking and Talking about Texts through Interactive Read-Aloud, In I.C. Fountas & G.S. Pinnell <i>Teaching for Comprehension and Fluency</i> (215-236), Portsmouth, NH: Heinemann. http://ereserves.uta.edu/2016/spring/LIST4373SEM009.pdf 6. <u>Micropodcasts for Session 3 (See Blackboard.).</u> <p><u>Tip:</u> Start reading <i>Bringing Words to Life</i> as early on in the class as possible. I recommend that you start reading it during session 3.</p>	<ol style="list-style-type: none"> 1. Assignment: Exam 1 test Window is on Blackboard during Week 5 (over sessions 1 & 2). Test window: Monday, 02/15/16 (12:01 am)-Sunday, 2/21/16 (11:59 pm) 2. Assignment: Online Book Club (Week 5). Sign up for a time on Blackboard. The book club window is between Monday, 02/15/16 (12:01 am)-Sunday, 2/21/16 (11:59 pm). 3. Assignment: Week 5. Post your initial thoughts on the guided reading lesson plan in small groups in Discussions. Post at least 3+ comments to peers. Post by Thursday, 2/18/16,(11:59 pm. Do 3+ formal comments by 6 pm Saturday, 2/20/16. Do informal follow-up replies by Sunday, 2/21/16 at 11:59 pm. 4. Assignment: Discussion Board Postings, Journal #3 (Week 6): Post by Thursday, 2/18/16,(11:59 pm. Do 3+ formal comments by 6 pm Saturday, 2/20/16. Do informal follow-up replies by Sunday, 2/21/16 at 11:59 pm. [over readings from session 3] 5. Assignment: Guided Reading Quiz on Blackboard (Week 6). The guided reading quiz will cover information from the guided reading tutorial. A study guide will be provided on Blackboard. The guided reading quiz test window is between Monday, 2/22/16 (12:01 am)-Sunday, 2/28/16 (11:59 pm).
Session 4 (Weeks 7 & 8) 2/29-3/06 3/07-3/13		

Competencies/Big Ideas	Readings & Learning Materials	How Learning will be Assessed/Due Dates
<ul style="list-style-type: none"> Guided reading as part of a comprehensive literacy program Reading Comprehension <p>Standard VII. Reading Comprehension: Teachers understand the importance of reading for understanding, know the components of comprehension, and teach young students strategies for improving comprehension.</p>	<ol style="list-style-type: none"> Professor Notes for Session 4 Reutzel and Cooter (2013) Textbook: chapter 6 (Teaching Reading Comprehension)  <ol style="list-style-type: none"> <i>Bringing Words to Life: Robust Vocabulary Instruction (2nd edition)</i>. Read the entire book, including the appendix. Micropodcasts for Session 4 (See Blackboard). 	<ol style="list-style-type: none"> Assignment: Comprehension Questions Activity, Due Sunday of Week 7 (03/06/16, 11:59 pm) using Jacqueline Woodson's <i>Brown Girl Dreaming</i> or <i>Ida B</i>. Assignment: Phonics Quiz: Week 7 (over <i>Phonics and Word Study for the Teaching of Reading</i>). A study guide will be provided on Blackboard. The quiz test window is Monday, 2/29/16 (12:01 am)-Sunday, 3/06/16 (11:59 pm). Assignment: Vocabulary Assignment. Due using the book of your choice (Week 8). Due, Sunday, 3/13/16. Assignment: Webinar #2 and written reflection (required). Sign up to attend the live webinar. Week 8. The written reflection is due Monday of Week 10, 3/21/16 (11:59 pm). Webinar dates will be announced and the webinar will be recorded. Assignment: Week 8. Discussion Boards. Post by Thursday, 3/10/16. Do 3+ formal comments by 6 pm Saturday, 3/12/16. Do informal follow-up replies by Sunday, 3/13/16 at 11:59 pm. [over readings from session 4]
<p style="text-align: center;">Spring Break March 14-18 [Week 9]</p>		
<p>Session 5 (Week 10) 3/21-3/27</p>		
Competencies/Big Ideas	Readings & Learning Materials	How Learning will be Assessed/Due Dates
<ul style="list-style-type: none"> Dimensions of effective vocabulary instruction The demands of text (fiction and nonfiction) Content area reading <p>Standard VII. Reading Comprehension:</p>	<ol style="list-style-type: none"> Professor Notes for Session 5 Reutzel & Cooter (2013) Textbook: Chapter 5 (Increasing Reading Vocabulary) 	<ol style="list-style-type: none"> Assignment: Exam 2 test window is on Blackboard during Week 10 (over sessions 3 & 4). Test window: Monday, 3/21/16 (12:01 am)-Sunday, 3/27/16 (11:59 pm). Assignment: Initial Draft/Outline of Guided Reading Lesson Plan due by Sunday of Week 10 Sunday, 3/27/16 (11:59 pm).] *You will be provided feedback on this assignment to help you as you work on the final version of the lesson

Teachers understand the importance of reading for understanding, know the components of comprehension, and teach young students strategies for improving comprehension.



3. Connor, C., Kaya, S., Luck, M., Toste, J. R., Canto, A., Rice, D., & Underwood, P. S. (2010). Content Area Literacy: Individualizing Student Instruction in Second-Grade Science. *Reading Teacher*, 63(6), 474-485.
<http://search.ebscohost.com.ezproxy.uta.edu/login.aspx?direct=true&db=a9h&AN=48376526&site=ehost-live>
4. Dalton, B., & Grisham, D. L. (2011). eVoc Strategies: 10 Ways to Use Technology to Build Vocabulary. *Reading Teacher*, 64(5), 306-317.
doi:10.1598/RT.64.5.1
<http://search.ebscohost.com.ezproxy.uta.edu/login.aspx?direct=true&db=a9h&AN=58771203&site=ehost-live>
5. Micropodcasts for Session 5 (See Blackboard.)

plan.

Session 6 (Weeks 11 & 12)

3/28-4/03

4/04-4/10

Competencies/Big Ideas	Readings & Learning Materials	How Learning will be Assessed/Due Dates
<ul style="list-style-type: none"> • Writing composition • Writing Workshop • Dyslexia & Dysgraphia <p>Standard IX. Writing Conventions: Teachers understand</p>	<ol style="list-style-type: none"> 1. Professor Notes for Session 6. 2. NCTE Beliefs about the Teaching of Writing. http://www.ncte.org/positions/state-ments/writingbeliefs 3. The Daily Five. Chapters 1-4. 	<ol style="list-style-type: none"> 1. Assignment. Peer review of initial draft of guided reading lesson plan. (Week 11). Post your initial draft/outline and resources to Discussions on Blackboard by 3/31/16. Post comments to five or more (5+) classmates by 4/2/16. 2. Assignment: Week 12. Post your Journal #4 to your Discussion Group. Post by Thursday,

<p>how young students use writing conventions and how to help students develop those conventions.</p>	<div data-bbox="555 254 743 487" data-label="Image"> </div> <ol style="list-style-type: none"> 4. Micropodcasts for Session 6 (See Blackboard.). 5. Selected pages from <i>The Dyslexia Handbook (2014)</i>. Read pages: http://www4.esc13.net/uploads/dyslexia/docs/TEA_Dyslexia_Handbook_08_04_14_Final_1.pdf <p>Read pages: p. 8-10, 26-40, 41-42, 60-79, and 85-90 [selected key terms from 85-90; see Blackboard and study guide]</p>	<p>4/7/16. Do 3+ formal comments by 6 pm Saturday, 4/9/16. Do informal follow-up replies by Sunday, 4/10/16 at 11:59 pm. [over readings from session 6]</p> <p>3. Assignment: Webinar #3 and written reflection (Week 12). Written reflection is due Monday of Week 13, 4/11/16 (11:59 pm). Webinar dates will be announced and the webinar will be recorded.</p>
<p>Session 7 (Weeks 13 & 14) 4/11-4/17 4/18-4/24</p>		
Competencies/Big Ideas	Readings & Learning Materials	How Learning will be Assessed/Due Dates
<ul style="list-style-type: none"> • Writing composition instruction • Managing the writing workshop • Assessing writing; Six Traits; Rubrics; Standardized Testing of Writing in Texas (STAAR) <p>Standard VIII. <i>Development of Written Communication:</i> Teachers understand that writing to communicate is a developmental process and provide instruction that helps</p>	<ol style="list-style-type: none"> 1. Professor Notes for Session 7. 2. <i>The Daily Five</i>. Chapters 5-9 and all Appendices. <div data-bbox="579 1323 719 1497" data-label="Image"> </div> <ol style="list-style-type: none"> 3. Micropodcasts for Session 7 (See Blackboard.). 	<ol style="list-style-type: none"> 1. Assignment: Exam 3 test window is on Blackboard during WEEK 14 (over sessions 5 & 6). Monday, 4/18/16 (12:01 am)- Sunday, 4/24/16 (11:59 pm). 2. Assignment. Week 14. Post your Journal #5 to your Discussion Board. Post by Thursday, 4/21/16. Do 3+ formal comments by 6 pm Saturday, 4/23/16. Do informal follow-up replies by Sunday, 4/24/16 at 11:59 pm. [over readings from session 7]

<p>young students develop competence in written communication.</p> <p>Standard XI. <i>Research and Inquiry Skills:</i> Teachers understand the importance of study and inquiry skills as tools for learning and promote students' development in applying study and inquiry skills.</p> <p>Standard XII. Viewing and Representing: Teachers understand how to interpret, analyze, evaluate, and produce.</p>		
<p>Session 8 (Weeks 15 & 16) 4/25-5/01 5/02-5/06</p>		
Competencies/Big Ideas	Readings & Learning Materials	How Learning will be Assessed/Due Dates
<ul style="list-style-type: none"> • Digital Writing • Writing assessment <p>Standard VIII. <i>Development of Written Communication:</i> Teachers understand that writing to communicate is a developmental process and provide instruction that helps young students develop competence in written communication.</p>	<ul style="list-style-type: none"> • Sylvester, R., & Greenidge, W. (2009). Digital Storytelling: Extending the Potential for Struggling Writers. <i>Reading Teacher</i>, 63(4), 384-395. http://search.ebscohost.com.ezproxy.uta.edu/login.aspx?direct=true&db=a9h&AN=46729974&site=ehost-live • Selected websites on writing instruction and assessments • Synchronous learning tutorial and literacy instruction 	<ol style="list-style-type: none"> 1. Assignment: Guided Reading Lesson Plan (Final). Post the Final written Guided Reading Lesson plan due to Blackboard and to TK20. Due date: Sunday, 5/01/16 (11:59 pm) (Week 15) 2. Assignment: Synchronous learning brainstorm assignment (1-2 pages) Due Date: (Week 15), 5/01/15, 11:59 pm.
<p><u>Last day of class is Friday, 05/06/16</u></p>		

EXPECTATIONS FOR SUBMITTED WORK

Always submit your best work. Work submitted is expected to be excellent and your best work! Read all readings carefully and thoroughly. Do not skim!!! As educators you expect your future students to do all work assigned and I expect the same of you. Use the rubrics to guide your work. Be prepared for online discussions AND the webinars by doing a close and careful reading and analysis of the required readings. **Tip: Enter all due dates into your calendar/phone calendar, etc.**

DESCRIPTION OF ASSIGNMENTS: PLEASE READ CAREFULLY

Course Plan (5 points) Due Sunday of Week 1

Using the provided template on Blackboard and sent via UTA email, describe your plan for reading and completing work this semester. Submit to Blackboard by or before Sunday, 1/24/16 (11:59 pm). This assignment will be scored holistically. The purpose of this assignment is for you to read through the orientation resources and then write up a plan for your study for this course, LIST 4373.

Two Short Quizzes (15 points each X 2 quizzes=30 points) ("Big Five Quiz" in Week 2 & Guided Reading Quiz in Week 6)

The two short quizzes will be on Blackboard. You can take each of the short quizzes up to three times. That is, you can take each quiz a maximum of three times during the quiz window. Each quiz will have 15 questions (true/false and multiple choice).

Quiz	Week	Material
Big Five Quiz (phonics, phonemic awareness, fluency, vocabulary, and comprehension).	Week 2 Take the quiz during Week 2 (1/25/16-1/31/16). The quiz window will be open on Blackboard from 12:01 am on 1/25-11:59 pm on 1/31/16.	This quiz will be over <i>Put Reading First</i> (2006, 3 rd edition) and the material from the Big Five Tutorial.
Guided Reading Quiz	Week 6 The guided reading quiz test window is between Monday, 2/22/16 (12:01 am)-Sunday, 2/28/16 (11:59 pm).	The quiz will be over selected materials in Session 3 that cover guided reading. These will be identified in the study guide for this quiz.

Study guides for the two short quizzes will be on Blackboard and will be sent via UTA email.

Phonics Quiz (Week 7) (25 points)

The phonics quiz will take place **during Week 7**. The quiz will be over concepts and ideas from the required textbook *Phonics and Word Study for the Teaching of Reading* by Barbara Fox. A study guide will be provided on Blackboard and sent via UTA email. The quiz test window is during Week 7, Monday, 2/29/16 (12:01 am)-Sunday, 3/06/16 (11:59 pm). It will have 25 questions (true/false and multiple choice). **You can take the phonics quiz up to three times during the**

designated quiz window. That is, you can take each quiz **a maximum of three times during the quiz window.** Blackboard will record your highest score.

A study guide for the phonics exam will be on Blackboard and will be sent via UTA email.

Online Blackboard Exams (3 Quizzes X 25 Points= 75 Points) Weeks 5, 10, & 14

The exams will be in the form of multiple-choice and true/false and will be taken on Blackboard (location: Assignments). There will be a one-week window for these 25-question exams. The exams consist of 25 questions (multiple choice and true/false) per exam. *The exams will cover the required course readings according to the course calendar and assigned readings.* Study guides for the exams will be on Blackboard and will be sent via UTA email. *Please make use of the study guides as you read the required readings.* **Quizzes cannot be made up unless you have a documented emergency.** **The exams will not cover the “Professor Notes” or the micropodcast content.* You can take each exam up to three times during the designated quiz window. That is, you can take each exam **a maximum of three times during the quiz window.** Blackboard will record your highest score.

Preparing for the quizzes:

- Study guides for each of the quizzes will be posted on Blackboard. Use the study guides as you read to highlight key terms.
 - Read your course readings closely and carefully (do not skim). Spread the readings out across the week instead of reading them all at once. Try to get ahead on the readings when possible.
 - Make digital flashcards of key concepts and terms for your mobile device, if possible, with a free flashcard app, e.g., Quizlet.
1. Exam 1 test Window is on Blackboard during Week 5 (over sessions 1 & 2). Test window: Monday, 02/15/16 (12:01 am)- Sunday, 2/21/16 (11:59 pm)
 2. Exam 2 test window is on Blackboard during WEEK 10 (over sessions 3 & 4). Test window: Monday, 3/21/16 (12:01 am)- Sunday, 3/27/16 (11:59 pm).
 3. Exam 3 test window is on Blackboard during **WEEK 14** (over sessions 5 & 6). Monday, 4/18/16 (12:01 am)- Sunday, 4/24/16 (11:59 pm).

Discussion Board Journals (5 Journals Posted + Comments To Discussion Board Groups 5 X 20 Points Each DB= 100 points) Weeks 4, 6, 8, 12, & 14

Description: Candidates will engage in an electronic discussion in response to the textbook and Professor Authored readings. The electronic discussion has two parts: a) candidate's original response to readings, b) candidate's replies to peers.

You will have a total of **five journals**. You will discuss these in small groups of about 10 students on the discussion board during the designated weeks. A journal (your initial post) is about 1-2 pages (single-spaced; 12 font). The rubric will be posted on Blackboard and sent via UTA email.

Discussion Board Dates:

Discussion Board	Week	Post your journal about readings from this Session
DB 1	4	<i>Readings from session 2</i>
DB2	6	<i>Readings from session 3</i>
DB3	8	<i>Readings from session 4</i>
DB4	12	<i>Readings from session 6</i>
DB5	14	<i>Readings from session 7</i>

Part A: Journal Response (500+ words and include one or more multi-media artifacts): Candidates will submit to the Group Discussion Board a reading response summarizing and linking their responses to the readings (as indicated in the schedule) as well as personal reactions to the material based on the prompt of selected guiding questions. Responses do NOT need to include all readings for that week but *should* cite specific course readings for that week in the written response.

- For each of the discussion posts (Part A), a set of **guiding questions**, based on that session’s reading will be provided on Blackboard and sent via UTA email. Select **one or more** of the guiding questions for your post to respond to, incorporating key ideas from the readings. Include the question or questions in your post (bolded or in a different color font). Please **cut and paste** your post into the discussion area! Do not simply upload your document. Be sure that all work hyperlinks correctly. Use of multimedia is encouraged.
- The Part A response should include ***one or more*** (one is a minimum) of a “multi-media or web-based artifact” that you have located and/or created. Describe in depth why you chose the artifact (or artifacts) and how it further helps extend our understanding of the related course content. An artifact can be one or more of the following:
 - Found or created infographic that relates to the course content. If you wish to create an infographic, I suggest Piktochart: <http://piktochart.com/>
 - A website or website(s) with resources related to the course content. There are some great “hub” websites that have many resources such as ReadWriteThink.org and Reading Rockets.
 - Social media page that you have started or found (someone’ else’s) related to the course content (e.g., Pinterest board on a related course concept in that session’s readings)
 - A short podcast, video, or semantic map you have created and inserted into your post. You can create a Tellegami video using a smart phone and the free app, for instance, and include that as an artifact. (<https://telligami.com/faq/>). You can also use Voki to create an avatar to express some ideas, as well.
 - An image or picture that represents and connects to course content.
 - Example of tool for Semantic Map: Bubbl.us or Popplet.com <https://bubbl.us/> or <http://popplet.com/>
 - To create a short podcast to link to or embed into your post, I suggest VoiceThread (<https://voicethread.com/>) or MixCloud (<https://www.mixcloud.com/>). VoiceThread has a mobile app which allows for up to five free VoiceThreads. Remember, you can also locate a podcast (e.g. through International Literacy Association or another resource).
 - A blog post you have written or one you have found that connects to the course content.

3. The **guiding questions** for each of the discussion boards for that session will be posted on Blackboard and will also be sent via UTA email.

4. Your initial post (Part A) should be **500 words or more** (*not* including the guiding questions you cut and paste into the response). Do not submit a skeletal or superficial response. Please do the readings at the *beginning* of each session so you have time to reflect upon the readings and to also search for and/or create an artifact. Do a word count before you submit! <http://www.wordcounter.net/>

NOTE: For the artifact, include a link to the artifact and explain how it is useful to the course content for that session's reading. You need to locate at least one artifact to include in your post. I encourage you to include more. In your response, you can also pose your own questions to peers (e.g., if you are wondering something).

Part B: Replies: Following response posting, candidates will return to the discussion board to read and **reply to at least three or more peer's responses**. Label replies as Reply 1A & Reply 1B, etc. The format for the reply part of this assignment is as follows.

- **Personal Connections:** Why did you choose this posting to respond to?
- **Discussion:** What questions or comments do you have for the author of the response posting?
- **Extension:** How can you extend the conversation on this posting? (Share specific resources, experiences, etc.)

Here are some ideas for improving the quality of your discussion.

Try to avoid, just restating the points you cited from the text and the online reading with personal opinions such as the following.

- I recognize the importance of . . .
- It is important to learn/know about . . .
- I see this . . . in my classroom

For the most part, when you start with openers such as these, you are not adding anything additional/new to the discussion. Provide some specific examples of what you are seeing in school/class or in your environment related to the reading/discussion. Following are some ways to elaborate on the discussion (these were offered by a graduate of our program, Suann Claunch of FWISD).

- I agree with ____ because ____
- I disagree with ____ because ____
- I wonder about ____ because ____
- According to ____
- The evidence shows ____
- In my classroom, I see ____ and this seems to confirm/contradict ____

In other words, don't just state an opinion. Support your point of view with specific examples and connections to other reading, discussion, etc.

For Replies, consider the following.

- Can you say something similar using other words?
- What did you like about the previous contribution?
- What new ideas did that contribution give you?
- What puzzled you about the last statement?
- How did the person who made the last statement arrive at that conclusion?
- Can you elaborate, explain, or give another example of the last statement?
- What puzzled you as you were trying to think of an answer to this question?
- Did I contribute to the discussion?
- Did I encourage others to contribute or clarify ideas?
- What would I like to do in the next discussion? How can I do this?
- Who was the person who contributed the most interesting or valuable comments?
- Who was the Most Valuable Player in keeping the discussion going?
- Who encouraged me the most in the discussion?

Grading Rubric for Discussion Board Postings (20 points for Part A and Part B) will be posted on Blackboard and will be sent via UTA email. Please respond to the guiding questions for Part A. This will be posted on Blackboard and sent via UTA email.

Posting and Replies Cycle for Discussion Board Posts and Comments

NOTE: For the weeks we are doing journal discussion boards, The journal posting and replies/comments cycle is always:

- Do your initial journal post (Part A w/required template) by Thursday at 11:59 pm (CST)**
- Do your formal replies (3 or more replies, Part B) by Saturday at 6:00 pm (CST)**
- Do your informal follow-up replies (Part B) by Sunday at 11:59 pm (CST)**

Post your journal **earlier than the Thursday night deadline** to avoid last-minute work. We value **early posting** as it allows others more *flexibility* in being able to post comments over the weekend. Be sure to do informal follow-up replies to others' replies to your post. *****Late comments will receive zero points.**

Vocabulary Development Activity (10 Points) Week 8

The vocabulary development activity will help you to develop rigorous and interactive vocabulary instruction. This is a task that will help you as you develop your lesson plan.

Overview: You can use either *Brown Girl Dreaming*, *Ida B*, or a non-fiction or fiction book of your choice. Select 5-8 "Tier 2" vocabulary words (not rare but not easy words) that are high-utility words. Be sure you have carefully read the *Bringing Words to Life* text before starting this assignment. Design before, during, and after reading activities that help students to analyze the word's structure, make sense of the words, and interact with their meanings. A vocabulary development tutorial will be provided to guide you as you complete this assignment.

***The rubric and assignment template will be posted on Blackboard and will be sent via UTA email.**

Comprehension Questions Activity (10 Points) Week 7

Using the children's book *Brown Girl Dreaming* by Jacqueline Woodson or *Ida B*, come up with your own original comprehension questions (literal, inferential, and applied) **using the required template**. The template and rubric will be posted on Blackboard.

***The rubric and assignment template will be posted on Blackboard and will be sent via UTA email.**

Guided Reading Lesson Plan (25 Points): Four Parts Weeks 5 (Initial Thoughts) 10 (Draft), 11 (Peer Review), 15 (Final Plan)

The guided reading lesson plan will be done in four parts.

Guided Reading Lesson Plan

- Post initial thoughts about the guided reading lesson plan (Week 5)
- Initial Plan Outline of Lesson Plan (15 points) (Week 10)
- Peer review of lesson plan on discussion board (post and five comments) (10 points) (Week 11)

- Final Lesson Plan (25 points) (Week 15)

Guided reading lesson plans are geared for small groups of readers (3-8 students in a group) where the students are reading at approximately the same reading level. The focus of the guided reading lesson in this class should have a vocabulary and comprehension focus, e.g., a plan appropriate for students who are already reading and working on building fluency while gaining skills in comprehension (that are aligned with the TEKS) as well as vocabulary. The plan should keep in mind you usually only have about 20-25 minutes (at most, typically) to do a guided reading lesson. Often, teachers are expected to also conduct some kind of mini-assessment with students once a week or at least on a regular basis. Time is crucial during guided reading, in particular, so *make every moment count!* ☺

Select a guided reading text (fiction or non-fiction) appropriate for 1st-6th grade. A template will be provided for this plan and will be made available on Blackboard. The text should be one a student could read in 1-2 guided reading sessions of about 20-30 minutes in length. This guided reading plan assumes students are in the fluency stage of reading and can already decode. See Blackboard for the required template and the reflection questions for the guided reading lesson plan. **Do not pick a book that is more geared for an emergent or beginning reader.** This lesson should have a vocabulary and comprehension focus. You may use Jacqueline Woodson's *Brown Girl Dreaming* for your guided reading lesson plan (a selected excerpt from the text) or *Ida B*.

***NOTE: Include all assessment tools at the end.** These are the assessments you would actually give a student. Create your own assessment; do not cut and paste one from the Internet. Include any pictures of materials you created.

***The rubric and assignment templates will be posted on Blackboard and will be sent via UTA email.**

Three Webinars (3 Total X 10 Points Each) & Post-Webinar Written Reflection Webinars: Weeks 4, 8, & 12

The webinars (conducted through Blackboard) will help you to see and hear your professor. I will explain assignments, demonstrate teaching techniques, and lead a discussion about the course readings and topics. Log in to the webinar early and plan on spending about 80-90 minutes in the webinars. ☺ The advantage is you can do it from the convenience of home. If you don't have a computer you will need to go to the UTA library or elsewhere where you can access the webinar. The webinar can also be viewed through watching the recording of the webinar. No names of students will be in the recording.

Participation in the three (3) webinars (or viewing of the recording) is required. If you are not able to attend the webinars, you do have the option of watching the recording of one of the sessions on Blackboard. A link will be provided on Blackboard for participation in the recorded webinars. **After each webinar, you will write a short written reflection to submit to Blackboard to receive credit for participating in .** **IMPORTANT: You need to attend or view the recordings for all three webinars. Attendance at at least one LIVE webinar is required! ☺ Please make every effort to attend all of the webinars, however, if this is not possible, then you can watch the recordings.**

The due date for the written reflection will be the Friday of the week following the webinar.

***The rubric and reflection template for the post-webinar reflection will be posted on Blackboard and will be sent via UTA email!**

Online Book Club (10 Points) Week 5

The online book club will take place in small groups during Week 5 on Blackboard Instant Messenger. A structured set of open-ended questions will guide the online chat. This will be similar in format to a Twitter Chat, in that it will be a real-time conversation on a text-based chat that will be about 30-45 minutes in length. The book clubs will be in response to either *Brown Girl Dreaming* or *Ida B. Read* the book in preparation for book club. Consider the 6-8 structured questions and be ready to discuss them. These questions will be posted on Blackboard and sent via UTA email. Following the book club you will write a structured written reflection

The link to download and install BBIM is here: <http://bit.ly/1OfXi01>

A tutorial for students on how to install BBIM is here: <http://www.uta.edu/blackboard/students/bbim.php>

In Virtual Book Club via BBIM, students participate in interactive online dialogue that is their own personal response to a literary text; additionally, they are fostering the type of online community in digital reading and writing that they will need to recreate in their own future classroom. Book Club is a *fun and meaningful* literacy activity! Book club is an alternative to guided reading and offers a more structured reading instruction. It is most generally appropriate for students in grades 3-6 and up. We will do several small-group informal book clubs in class. Participants will share their personal responses, help one another clarify potentially confusing aspects of their reading, create interpretations and critiques of their texts, discuss authors' intent, revise thinking that is undeveloped or unsubstantiated by texts and personal experiences, and value one another's thoughts and so forth. The goal is to create a community in which all members share their thinking when relevant and the substance is focused on issues related to the text.

There will be 6-8 questions that will guide the virtual book club conversations. You need to be prepared to discuss the questions during the "live" book club experience. If you cannot attend one of the scheduled book club sessions, then you will need to contact Dr. Semingson to make it up at a designated time. Make every effort to attend one of the scheduled times.

Book Club Guidelines:

- Engage in *substantive interactions* (don't accept general statements that are unclear, ask for clarification, etc.)
- Do not silence members overtly or covertly (ignoring)
- Listen and be respectful and responsive to each other!
- Avoid unequal contributions – some participate fully while other members contribute nothing of substance.
- Look up info on the author, context, settings, etc., as needed. Consider looking up discussion questions, if available online to pose an online question to the group.
- Stay on task and on topic.

The rubric and assignment description for this assignment will be posted on Blackboard and will be sent via UTA email.

Synchronous Learning and Literacy Assignment (Week 15)

The synchronous learning and literacy assignment will help you to explore ideas related to teaching digitally with elementary students. You will, after reading a tutorial and viewing websites and resources related to teaching with synchronous learning (real-time learning), construct a list of detailed teaching ideas that integrate synchronous learning with elementary literacy instruction. Examples of teaching with synchronous learning might include, for instance, using Skype to talk to a children's author, or using a videoconferencing service to do a virtual field trip that will lead to reading and writing project that involves research, inquiry, and multimedia.

***The rubric and assignment template will be posted on Blackboard and will be sent via UTA email.**

APPENDICES:

The mission of The University of Texas at Arlington is to pursue knowledge, truth and excellence in a student-centered academic community characterized by shared values, unity of purpose, diversity of opinion, mutual respect and social responsibility. The University is committed to lifelong learning through its academic and continuing education programs, to discovering new knowledge through research and to enhancing its position as a comprehensive educational institution with bachelor's, master's, doctoral and non-degree continuing education programs.

Textbook(s) and Materials: TK20 Requirement

The College of Education and Health Professions is pleased to announce the adoption of Tk20, a comprehensive data management system that will provide us with powerful tools to manage our growth and streamline our processes to enable us to meet your needs more efficiently and effectively. As with other course materials, you will need to subscribe to the program for a one-time only, non-refundable cost of \$100. You may purchase your subscription online from a link provided on the system's Web site or from the UT Arlington Bookstore as you would a textbook or other course materials. Please see the letter from Dean Gerlach and visit <http://www.uta.edu/coehp/tk20> for more information.

The mission of The University of Texas at Arlington is to pursue knowledge, truth and excellence in a student-centered academic community characterized by shared values, unity of purpose, diversity of opinion, mutual respect and social responsibility. The University is committed to lifelong learning through its academic and continuing education programs, to discovering new knowledge through research and to enhancing its position as a comprehensive educational institution with bachelor's, master's, doctoral and non-degree continuing education programs.

The University of Texas at Arlington College of Education

Mission, Core Values and Professional Dispositions

MISSION: To develop and deliver an educational program that ensures the highest teacher, administrator and allied health science preparation and performance and To be a recognized contributor in the field of educational and allied health science research and practice through effective teaching, quality research and meaningful service. The Educator and Administrator Preparation units' collaboratively developed shared vision is based on these **CORE VALUES**, dispositions and commitments to:

- Excellence
- Learner-centered environment
- Research-based
- Collaboration
- Diversity
- Technology
- Field Experiences
- Life-long Learning

Each candidate in the Educator and Administrator Unit of the College of Education of UT-Arlington will be evaluated on **PROFESSIONAL DISPOSITIONS** by faculty and staff. These dispositions have been identified as essential for a highly-qualified educator. Instructors and program directors will work with candidates rated as "unacceptable" in one or more stated criteria. The candidate will have an opportunity to develop a plan to remediate any deficiencies.

Demonstrates excellence

- Meets stated expectations of student performance.
- Keeps timelines. Arrives on time for class and other activities.
- Produces significant artifacts of practitioner evidence.
- Possesses a willingness to set goals.
- Attends all classes/trainings and practicum experiences.
- Completes activities as assigned.
- Has appropriate personal appearance and/or hygiene for professional setting.

Participates in a learner centered environment and shows respect for self and others

- Uses appropriate and professional language and conduct.
- Supports a "high quality" learning environment.
- Shows respect and consideration for the thoughts and feelings of others.

Research-based pedagogy

- Has an awareness of and willingness to accept research-based concepts.
- Identifies important trends in education.
- Demonstrates interests in learning new ideas and strategies.
- Relates class discussions and issues to current events in education.

Participates in on-going collaboration with peers and professionals

- Demonstrates kindness, fairness, patience, dignity and respect in working with peers, staff and instructors.
- Works effectively with others.
- Assists others in the university classroom or practicum setting.
- Demonstrates an openness to assistance from others.
- Receives feedback in a positive manner and makes necessary adjustment.

Exhibits stewardship of diversity

- Shows appropriate stewardship and tolerance to diverse people, environments, and situations.

Advocates use of technology

- Uses and applies existing technologies sufficiently in work.
- Shows a willingness to use and apply emerging technologies in work.

Shows interest in the learner and the learning-process

- Demonstrates significant learning improvement over time.
- Shows interest in the learning process and demonstrates the necessary amount of time, energy, and enthusiasm for becoming better learners, teachers, and practitioners.

Conceptual Framework:

The work of the College of Education is grounded in constructivism as a theory of teaching and learning and is done in a spirit of expectation that all involved in the College of Education, whether candidate, faculty or administrator, will hold the following as important: Excellence, Student-Centered Environments, Research, Collaboration, Diversity, Technology, Field Experiences and Life-Long Learning. Partners for the Future serves as the theme of the College of Education and epitomizes the understanding that it takes a village of partners to insure the future of education for all

PROFESSIONAL DISPOSITIONS STATEMENT *(Approved by Teacher Education Council, 2-7-2012)*

The following statement on Professional Dispositions will appear in the Undergraduate and Graduate Catalogs and in all relevant documentation.

Each student/candidate in the College of Education and Health Professions of UT Arlington will be evaluated on Professional Dispositions by faculty and staff. These dispositions have been identified as essential for a highly-qualified professional. Instructors and program directors will work with students/candidates rated as “unacceptable” in one or more stated criteria. The student/candidate will have an opportunity to develop a plan to remediate any digressions.

Course Learning Goals/Objectives:

The purpose of this course is to learn about children's development in literacy and what teachers can do to foster children's success, providing sound, research-based learning experiences that meet the interests and needs of all children.

Objectives

The learners will:

1. Increase their knowledge of research and theory pertaining to language development as well as the relationships between oral and written language development;
2. Know how to assess children's interests and needs to inform their teaching;
3. Understand instructional issues and approaches surrounding phonological/phonemic awareness and the alphabetic principle;
4. Know how to help all children identify/recognize print using multiple strategies---phonics, structural analysis, sight words, and context clues;
5. Be able to help all children read fluently and comprehend text at various levels of understanding;
6. Be able to evaluate and select appropriate materials for literacy instruction to meet the needs of their students;
7. Be able to select and locate literature that meets the interests and needs of all children;
8. Know how to share literature with children in ways that are authentic and that meet children's interests;
9. Know how to develop/enhance children's vocabulary;
10. Understand the writing process and be able to implement a writing program and help children grow as writers;
11. Be able to develop literacy lesson plans, including how to make modifications for students who face challenges in literacy learning, including students with dyslexia or other reading difficulties.
12. Know how to help children use reading and writing across the curriculum;
13. Develop their understanding of ways to organize and implement a comprehensive literacy program; and
14. Know how to continue their professional development in learning about children's literacy development including the ways that digital literacies are transforming the definition of “literacy” as well as the nature of literacy instruction.

These objectives are consistent with Standards for the English Language Arts that are sponsored by the National Council of Teachers of English (NCTE) and the International Reading Association (IRA), major professional organizations. As well, the theoretical underpinnings and recommended practices of this course are consistent with the statement of the **Association for Childhood Education International (ACEI) standards**.

(<http://www.acei.org/images/stories/documents/ACEIElementaryStandardsSupportingExplanation.5.07.pdf>)

LIST 4373 is one of the courses that lead to Early Childhood Certification (Early Childhood-Grades EC-6 Generalist and EC-6 Bilingual Generalist) in Texas. In attaining teaching certification, candidates must take the state mandated Texas Examination of Educator Standards (TExES). The standards for this exam identify what teachers should know/understand and be able to do in the classroom. The following are teacher standards for reading for the EC-6 Generalist Teaching Certificate which will be addressed in this course.

National Standards:

NCATE has approved national guidelines for program areas. These guidelines were developed by professional associations that are constituent members of NCATE. You may find detailed information regarding these program standards at the following website:
<http://www.ncate.org>.

National Teacher Preparation Standards-Early Childhood (EC-6)

Association for Childhood Education International (ACEI)

Elementary Education Standards and Supporting Explanation

CONTENT OF THE STANDARDS

What should elementary teacher candidates know and be able to do to have positive effects on student learning? This is the text of the standards for elementary teacher candidates.

Development, Learning, and Motivation

theories, and research related to development of children and young adolescents to construct learning opportunities that support individual students' development, acquisition of knowledge, and motivation.

Curriculum

- 2.1 English language arts—Candidates demonstrate a high level of competence in use of English language arts and they know, understand, and use concepts from reading, language and child development, to teach reading, writing, speaking, viewing, listening, and thinking skills and to help students successfully apply their developing skills to many different situations, materials, and ideas;
- 2.2 Connections across the curriculum—Candidates know, understand, and use the connections among concepts, procedures, and applications from content areas to motivate elementary students, build understanding, and encourage the application of knowledge, skills, and ideas to real world issues.

Instruction

- 3.1 Integrating and applying knowledge for instruction—Candidates plan and implement instruction based on knowledge of students, learning theory, subject matter, curricular goals, and community;
- 3.2 Adaptation to diverse students—Candidates understand how elementary students differ in their development and approaches to learning, and create instructional opportunities that are adapted to diverse students;
- 3.3 Development of critical thinking, problem solving, performance skills—Candidates understand and use a variety of teaching strategies that encourage elementary students' development of critical thinking, problem solving, and performance skills;
- 3.4 Active engagement in learning—Candidates use their knowledge and understanding of individual and group motivation and behavior among students at the K-6 level to foster active engagement in learning, self-motivation, and positive social interaction and to create supportive learning environments;
- 3.5 Communication to foster collaboration—Candidates use their knowledge and understanding of effective verbal, nonverbal, and media communication techniques to foster active inquiry, collaboration, and supportive interaction in the elementary classroom

State Standards (EC-6 Generalist) from SBEC **English Language Arts and Reading**

The competencies are the knowledge and skills that an entry-level educator certified in EC-6 in Texas public schools must possess:

ENGLISH LANGUAGE ARTS AND READING GENERALIST EC-6 STANDARDS

Standard I. Oral Language: Teachers of young students understand the importance of oral language, know the developmental processes of oral language, and provide a variety of instructional opportunities for young students to develop listening and speaking skills.

Standard II. Phonological and Phonemic Awareness: Teachers of young students understand the components of phonological and phonemic awareness and utilize a variety of approaches to help young students develop this awareness and its relationship to written language.

Standard III. Alphabetic Principle: Teachers of young students understand the importance of the alphabetic principle to reading English, know the elements of the alphabetic principle, and provide instruction that helps students understand that printed words consist of graphic representations that relate to the sounds of spoken language in conventional and intentional ways.

Standard IV. Literacy Development and Practice: Teachers of young students understand that literacy develops over time and progresses from emergent to proficient stages. Teachers use a variety of contexts to support the development of young students' literacy.

Standard V. Word Analysis and Decoding: Teachers understand the importance of word analysis and decoding to reading and provide many opportunities for students to improve word analysis and decoding abilities.

Standard VI. Reading Fluency: Teachers understand the importance of fluency to reading comprehension and provide many opportunities for students to improve reading fluency.

Standard VII. Reading Comprehension: Teachers understand the importance of reading for understanding, know the components of comprehension, and teach young students strategies for improving comprehension.

Standard VIII. Development of Written Communication: Teachers understand that writing to communicate is a developmental process and provide instruction that helps young students develop competence in written communication.

Standard IX. Writing Conventions: Teachers understand how young students use writing conventions and how to help students develop those conventions.

Standard X. Assessment and Instruction of Developing Literacy: Teachers understand the basic principles of assessment and use a variety of literacy assessment practices to plan and implement literacy instruction for young students

Standard XI. Research and Inquiry Skills: Teachers understand the importance of study and inquiry skills as tools for learning and promote students' development in applying study and inquiry skills.

Standard XII. Viewing and Representing: Teachers understand how to interpret, analyze, evaluate, and produce.

Learning Outcomes: This section must be complete as per UTA policy.

In regard to measurable learning outcomes, students/candidates will be able to:

- 1) describe strands of a comprehensive literacy program and how each strand contributes to students' literacy development; (National and State Standards: ACEI Standard 2.1; TX-TEXES-STANDARD.GEN.EC-6 (ELAR) 4)
- 2) designate which phonics generalization is being focused upon when shown words that reflect a generalization; (National and State Standards: ACEI Standard 2.1. TX-TEXES-STANDARD.GEN.EC-6 (ELAR) 5)
- 3) designate which area of structural analysis is being focused upon when shown words that reflect that area; (National and State Standards: ACEI Standard 2.1TX- TX-TEXES-STANDARD.GEN.EC-6 (ELAR) 5)
- 4) be able to describe what sight words are and appropriate instruction to foster sight word knowledge; (National and State Standards: ACEI Standard 2.1. TX-TEXES-STANDARD.GEN.EC-6 (ELAR) 5 TX-TEXES-STANDARD.GEN.EC-6 (ELAR) 6)
- 5) be able to describe major ways readers identify/recognize words and what teachers can do to foster students' abilities; (National and State Standards: ACEI Standard 2.1. TX-TEXES-STANDARD.GEN.EC-6 (ELAR) 5 TX-TEXES-STANDARD.GEN.EC-6 (ELAR) 6)
- 6) be able to describe terms pertaining to phonological and phonemic awareness , concept awareness, metalanguage and instructional practices related to each; (National and State Standards: ACEI Standard 2.1. TX-TEXES-STANDARD.GEN.EC-6 (ELAR) 2 TX-TEXES-STANDARD.GEN.EC-6 (ELAR) 4)
- 7) be able to describe the concept of emergent literacy and how it differs from the traditional concept of readiness; (National and State Standards: ACEI Standard 2.1. TX-TEXES-STANDARD.GEN.EC-6 (ELAR) 1 TX-TEXES-STANDARD.GEN.EC-6 (ELAR) 4)
- 8) be able to describe dimensions of effective vocabulary instruction or students' comprehension of words; (National and State Standards: ACEI Standard 2.1. TX-TEXES-STANDARD.GEN.EC-6 (ELAR) 7)
- 9) be able to describe dimensions of effective comprehension instruction; (National and State Standards: (ACEI Standard 2.1, 2.2;. TX-TEXES-COMP.GEN.EC-6.11.6 TX-TEXES-COMP.GEN.EC-6.11.7 TX-TEXES-STANDARD.GEN.EC-6 (ELAR) 7)
- 10) be able to describe how to establish a writing program in kindergarten and other grades. (National and State Standards: (ACEI Standard 2.1., 2.2; TX-TEXES-STANDARD.GEN.EC-6 (ELAR) 8 TX-TEXES-

STANDARD.GEN.EC-6 (ELAR) 9)

11) be able to create a detailed description of instruction in guided reading, using a given reading selection as the basis. (National and State Standards: (ACEI Standard 2.1., 2.2; TX-TEXES-STANDARD.GEN.EC-6 (ELAR) 5 TX-TEXES-STANDARD.GEN.EC-6 (ELAR) 6 TX-TEXES-STANDARD.GEN.EC-6 (ELAR) 7)

12) be able to design literacy instruction to meet the needs of diverse learners, including differentiating instruction to meet the needs of students who face challenges in reading, have dyslexia, or other reading challenge. (ACEI Standard 2.1; TX-TEXES-STANDARD.GEN.EC-6 (ELAR) 4 TX-TEXES-STANDARD.GEN.EC-6 (ELAR) 10)

13) be able to understand and identify the key instructional components in teaching viewing and representing as literacy practice within a balanced literacy framework (ACEI Standard 2.1; TX-TEXES-STANDARD.GEN.EC-6 (ELAR) 12)

14) be able to identify major instructional practices in incorporating research and inquiry into both content area literacy instruction and language arts instruction (ACEI Standard 2.1; TX-TEXES-STANDARD.GEN.EC-6 (ELAR) 11)

University of Texas at Arlington
College of Education
Conceptual Framework



The conceptual framework of the UT Arlington College of Education was developed collaboratively and has evolved over time. Following the identification of a set of core values held by all involved in the preparation of candidates enrolled in the College, members of the University, PK-12 districts, higher education institutions, and area business and foundation communities worked together to develop a shared vision for education.

All activities in the College are guided by the premise that we are Partners for the Future, committed to fostering critical, creative thinkers prepared to engage meaningfully in a dynamic society. This premise is characterized and distinguished by three core values: Professionalism, Knowledge, and Leadership. Research, Diversity, and Technology are themes woven throughout each core value. The College mission, core values, and themes serve as the coherent thread running through all professional programs, guiding the systematic design and delivery of clinical/field experiences, course curricula, assessments, and evaluation. The Conceptual Framework consists of six interrelated and interacting components, which are viewed as essential contexts for the shaping of informed, skilled, and responsible partners:

- The first core value, **Professionalism**, represents the contention that candidates develop an expertise and specialized knowledge of their field. A high quality of work, standard of professional ethics and behaviors, as well as work morale and motivation are all necessary factors of a developed interest and desire to excel in job performance.
- The second core value, **Knowledge**, represents candidate theoretical or practical understanding of a subject. In today's world, candidate knowledge includes not only academic content mastery, but also skills such as critical thinking, communication, technology literacy, and collaboration, each required for success in college, life, and career.
- The third core value, **Leadership**, represents candidate ability to organize, assist, and support others in the achievement of a common task. Candidates develop and refine their leadership skills within the context of their interactions with PK-20 students, curricula, faculty, and other professionals. The additional three components of the model, Research, Diversity, and Technology, represent themes woven into the core values:
 - **Research** encompasses the investigation of ideas and theories with the purpose of discovering, interpreting, and developing new systems, methods, and support for knowledge, behaviors, and attitudes.

-
- **Diversity** is an indispensable component of academic excellence. A commitment to diversity means a dedication to the inclusion, welcome, and support of individuals from all groups, encompassing the various characteristics of persons in our community such as race, ethnicity, national origin, gender, age, socioeconomic background, religion, sexual orientation, and disability.
 - **Technology** is emphasized throughout all programs and is used to support and improve content delivery and student learning.

All components lead to the achievement of one goal—the development of informed and responsible Partners for the Future—who are committed to fostering analytical, innovative thinkers prepared to engage meaningfully in a dynamic society.