



LIST 5373: Foundations of Literacy Learning in EC-6 Classrooms Syllabus Fall 2016  
**Accelerated Online Program** The University of Texas at Arlington

<b>Department of Curriculum &amp; Instruction</b>	
<b>College of Education</b> 	
<b>LIST 5373: Foundations of Literacy Learning in EC-6 Classrooms</b> <i>Accelerated Online Course</i>	<b>Fall, 2016</b>
<hr/>	



**Instructor:** Peggy Semingson, Associate Professor of Curriculum and Instruction (Literacy Studies)

**Office:** Hammond Hall 414; Virtual office hours (see Blackboard)

**Office Hours:** By appointment only

**Phone:** 817-272-7568 [I am easiest to reach by email]. Cell: 817-526-0927 (emergency use only)

**Mailbox:** College of Education, P.O. Box 19227

**Professor Email:** [peggys@uta.edu](mailto:peggys@uta.edu)

**Faculty Profile:** <https://www.uta.edu/profiles/peggy-semingson>

**Course website:** <https://elearn.uta.edu> [Blackboard; login with NetID and Password]

**Learner support:** Please contact me or your academic coach immediately if you need support.

There are also resources such as tutorials, rubrics, and examples on Blackboard.

**Tech support:** Tech support for the UTA Help desk for issues with Blackboard is:

[helpdesk@uta.edu](mailto:helpdesk@uta.edu)

Tutorials for Blackboard are located here: <http://www.uta.edu/blackboard/students/index.php>

**Technology requirements:** Information on software requirements for Blackboard can be found at the following link. <http://www.uta.edu/blackboard/students/>

**Course Information:**

<b>Course Title:</b>	<b>FOUNDATIONS OF LITERACY LEARNING IN EC-6 CLASSROOMS</b>
<b>Course Number:</b>	<b>LIST 5373</b>

**Catalog Description**

**LIST 5373 FOUNDATIONS OF LITERACY LEARNING IN EC-6 CLASSROOMS**

Balanced literacy approach to literacy instruction in EC-6 classrooms with an emphasis on reading and writing including the critical areas of: phonics, phonemic awareness, word study, fluency, and comprehension. In addition, the course examines various theoretical models of reading along with the principles of teaching reading and writing using a variety of instructional strategies, effective program organization, assessment, and classroom management.

LIST 5373: Foundations of Literacy Learning in EC-6 Classrooms Syllabus Fall 2016  
**Accelerated Online Program** The University of Texas at Arlington

**The course start date is: September 26, 2016. The course dates are: 9/26/16-10/30/16**  
**The drop date for the course is: 10/17/16**

**START HERE WITH THE OVERVIEW PODCAST LINK BELOW. THIS IS ALSO ON BLACKBOARD.**

Short podcast overview for the course: Introduction to LIST (Literacy Studies) 5373 Fall 2016  
<https://audioboom.com/boos/5023074-introduction-to-list-literacy-studies-5373-fall-2016>  
[This podcast is a very brief introduction to the course.] [cut and paste the link, if needed] Click the link above or the image below to listen to the podcast. The transcript for the podcast is on Blackboard.

TECHNOLOGY / PEGGYSEMINGTONSON

Introduction to LIST (Literacy Studies) 5373 Fall 2016



To start the course, go to **Blackboard** and read through the organization of the course. Read through the section that says “To do at the beginning of the course”.

### Course Orientation Module: Required Viewing

Please preview part of all of the orientation module before the course officially begins!

Click here to access the orientation module before the course begins. The actual orientation module will also be on Blackboard and may have a few additional resources: <https://www.smores.com/gw87p>

**Please also obtain *your course textbooks and readings*. Read through this syllabus carefully. Email the instructor if you have any questions about the textbooks. It is important that you get your books right away. Several of the books have e-book options.**

### Instructor Bio:

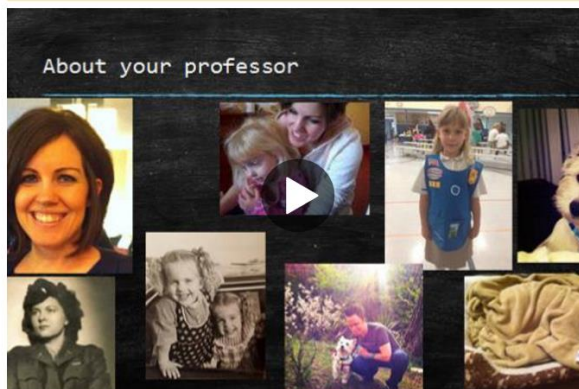


LIST 5373: Foundations of Literacy Learning in EC-6 Classrooms Syllabus Fall 2016  
**Accelerated Online Program** The University of Texas at Arlington

About your Professor: <https://audioboom.com/boos/4409541-about-your-professor-dr-peggy-semington> [click the link or click the image below!]

PEGGYSEMINGTON

About your Professor: Dr. Peggy Semington



**Dr. Peggy Semington** is an associate professor in the College of Education at the University of Texas at Arlington where she teaches graduate and undergraduate courses in Literacy Studies. Dr. Semington taught bilingual students as a classroom teacher and a reading specialist for eight years in both Southern California and Texas. She received her M.Ed. in Reading Education from Texas State University, San Marcos in 2004 and her Ph.D. in Curriculum and Instruction with a specialization in Language and Literacy Studies from the University of Texas at Austin in 2008.

Dr. Semington presents at local, state, and national conferences on topics that include: literacy learning, bilingual best practices, and parent involvement in literacy learning. She has co-authored a book chapter on literacy assessment for Guilford Press and most recently was co-author of an article in *Teachers College Record*. She has also published in *State of Reading*, *English in Texas*, and has a forthcoming book chapter on her personal narrative of her experiences as a bilingual educator in California and Texas. Her research focuses on the ways that families and communities participate in children's literacy learning as well as ways to support students and adults with challenges in reading. She is also interested in digital pedagogies and the ways that online learning can be personalized and builds community.

In 2009-2010 she was awarded the Jeanne S. Chall Research Grant from Harvard University to pursue research on ways to assist upper-grade readers. She believes all students bring unique strengths to school. It is our job, as educators, to know students' strengths and build on those as we make learning meaningful, purposeful, and connected to their lives and communities. She has an identical twin sister and a six-year-old niece and has lived in Alaska, Southern California, and Texas. Her favorite things to do include: swimming, cooking, reading (of course!), and technology. Her goal is to learn as much about technology as possible!

**Course Prerequisites:**

There are no prerequisites listed for this course.

**Instructor's Note:**

This course is taught entirely online. **Please read through the entire syllabus before the course begins.**

**Textbook(s) and Materials:**

LIST 5373: Foundations of Literacy Learning in EC-6 Classrooms Syllabus Fall 2016  
**Accelerated Online Program** The University of Texas at Arlington

Note: Texts can be ordered online, try your favorite distributor (e.g., Amazon.com or Barnes & Noble or the [UTA Bookstore](#)).

---

**REQUIRED TEXTBOOKS & TK20:**

1. *Teaching Reading and Writing: The Developmental Approach* (2013) by Shane Templeton and Kristin Gehsmann. Pearson Publishing. This book is available in print or digitally. There is also a Kindle version available. The book is also available as a rental. Kindle is on Amazon. An e-text (digital version) is available through the publisher:  
<https://www.vitalsource.com/referral?term=9780133122015>
2. *Speech to Print: Language Essentials for Teachers, Second Edition* (2010, 2nd Edition) by Louisa Moats. Brookes Publishing, Inc. Order this book right away.
3. The free online booklet, *Put Reading First* (3rd edition, 2006) is also required reading and can be downloaded here: <http://lincs.ed.gov/publications/pdf/PRFbooklet.pdf> [cut and paste the link, if needed] Start reading this booklet right away.
4. You will have additional free online readings (articles) that will be posted on Blackboard. These will be made available when the course opens. Additionally, links to the digital versions will be in the course syllabus.

\*TK20 system (one-time purchase for entire program) <http://www.uta.edu/coehp/tk20>

**Optional Book [Highly Recommended]**

5. *The Reading Strategies Book* by Jen Serravallo (2015). Heinemann Publishing.

---

We will also be listening to short Micropodcasts from audio playlists. Transcripts accompany the podcasts.

To access the e-reserve chapter, you will need to login with your NetID and password. This is the same NetID and password you use when you log in to Blackboard, MyMav, the UTA library, etc. If you are having issues with your UTA NetID, please see: <https://webapps.uta.edu/oit/selfservice/> You can also contact the help desk about your NetID at: [helpdesk@uta.edu](mailto:helpdesk@uta.edu) - 817-272-2208. You can “zoom” the E-reserve PDF to make the print bigger.

**For the professional development handout assignment, you will also be selecting at least three research-based journal articles to read on a self-selected literacy topic that relates to elementary literacy learning.** Be sure the articles are research articles. Both journals are available electronically through the UTA library. Articles need to be generally from the last 10-12 years (2004 or later).

**Additional research articles to read (self-selected): 3+ Research Journal Articles for Professional Development Handout** Access through the UTA library databases and E-journals. The journal *The Reading Teacher* is an excellent journal to select articles as they relate to your topic. Click here to locate this journal through UT Arlington library: <http://ns6rl9th2k.search.serialssolutions.com/> [You will need to enter your NetID and password. This is the same id and password you use to log in to Blackboard.]

**TK20**

Tk20: The College of Education and Health Professions is implementing Tk20, a comprehensive data management system that will provide powerful tools to manage growth and streamline processes to

LIST 5373: Foundations of Literacy Learning in EC-6 Classrooms Syllabus Fall 2016  
**Accelerated Online Program** The University of Texas at Arlington

meet your needs more efficiently and effectively. The set of tools that is required as a course text is called TK20 HigherEd. The following is a partial listing of what the Tk20 system will enable you to do:

□ Create your key assessments and performance artifacts online, which you will be able to access and use beyond graduation. This will enable you to present documented performance data and information to prospective employers, who are increasingly interested in data-supported evidence of an individual's current and potential performance.

□ Submit forms online, including applications for field-based experiences such as student teaching, practicum, internships, or other clinical practice required for teacher or administrator certification, and receive timely notification of placement details sent directly to your Tk20 account.

Create multimedia portfolios for documenting your work for presentation to faculty and prospective employers that can be exported to CDs or other media. □ Monitor your progress throughout the program and have access to a fully documented record of your program performance, creating a vested partnership between you and faculty in your progress through your academic program.

On-line tutorials and training materials will orient you to the Tk20 system and its use. For additional information, go to <http://www.uta.edu/coehp/tk20>.

We appreciate your hard work and dedication toward completing your education in the College of Education and Health Professions at the University of Texas at Arlington!

**The assignment you will be uploading to the TK20 site for this class is the Professional development handout! This required and you are assigned points for submitting this assignment.**

**Course Objectives.** The student will:

1. Course Level Goal 1: Students will create a word study lesson plan that encompasses key ideas of the process of beginning reading.
  1. Learning objective 1: Students will design a brief assessment rubric that effectively evaluates students' individual learning needs in the area of word study.
  2. Learning objective 2: Students will create a lesson that builds on the learning framework of scaffolding, gradual release of responsibility, and active learning (i.e., "hands-on and multi-sensory, including digital/multi-media components) as they relate to beginning reading.
2. Course Level Goal 2: Students will develop research skills reading original empirical research about elementary literacy instruction and "translating" theory into practice for an audience of educators.
  1. Learning objective 1: • Become familiar with trends and issues in current literacy instruction by exploring the academic databases through both Google Scholar and the University library databases (e.g., Academic Search Complete) to locate related research on a specified elementary literacy topic of their choosing.
  2. Learning objective 2: Develop a reader-friendly newsletter with advice for peers (other teachers) that translates empirical theory about a trending and relevant topic in elementary literacy into practice.
3. Course Level Goal 3: Students will develop expertise with various definitions of balanced literacy.
  1. Learning objective 1: Students will participate in live chat in large group webinars and within this webinar, small group live chat; students viewing the recording will complete a reflection on the same identified topics.
  2. Learning objective 2: Students will connect their definitions of balanced literacy to course readings across the discussion board assignments as an ongoing touchstone topic.

**Policies:**

Complete all assignments by the due date posted. Some assignments may be accepted (see assignment schedule) after a deadline with a penalty of 25%. All discussion areas/exams will be closed after assignment deadlines, and you will not be allowed to post in those areas.

Maintain copies of all work submitted.



LIST 5373: Foundations of Literacy Learning in EC-6 Classrooms Syllabus Fall 2016  
**Accelerated Online Program** The University of Texas at Arlington

The instructor reserves the right to make changes in the syllabus as deemed necessary.  
Students will be notified of any and all changes.

**Tentative lecture/topic schedule:**

- Reading Response Replies & Assessment and other course assignments require you to use information and cite sources from reading.
- Complete all assignments by the posting deadline noted. Deadlines are **11:59 p.m. Central Time** for the dates noted.
- Some assignments may be accepted after an initial deadline (see schedule below). Check this schedule carefully because some assignments will not be accepted after the initial deadline.
- A penalty of 25% will be assessed for any assignment that is late.
- All discussion areas will be permanently closed after assignment deadlines or after the window for late posting. Once areas are closed, you will not be allowed to post in those areas and will lose the points for that assignment.

**Grading Scale; Total points possible= 310 points**

\*Students are expected to keep track of their performance throughout the semester and seek guidance from available sources (including the instructor) if their performance drops below satisfactory levels. Please check your points/grades often and communicate any discrepancies with your instructor and academic coach/instructional associate.

A = 93 – 100%  
B = 84 – 92%  
C = 75 – 83%  
D = 70 – 74%  
F = below 70%

**GRADE CALCULATION**

**A= 288-310 points**  
**B=points**  
**C=points**  
**D=points**  
**F= points**

LIST 5373: Foundations of Literacy Learning in EC-6 Classrooms Syllabus Fall 2016  
**Accelerated Online Program** The University of Texas at Arlington

<b>Assignments: Note all due dates are for Central Standard Time (CST)</b> <b>Please enter all due dates into a calendar and refer to it often.</b>		<b>Week</b>	<b>Points Possible</b>
<u><b>General Introduction and Replies on the Discussion Board</b></u> See due dates in course calendar.		1	5 points
<b>Orientation Quiz/Reflection over the Orientation Module: Due</b> <b>Wednesday, September 28 of Week 1</b>		1	10 points
<u><b>Initial Plan/Overview of the Professional Development Handout.</b></u> Use the required template. <i>Please be detailed.</i> An example is on Blackboard. <b>Due Week 2. Due: Sunday of Week 2, October 2, 2016 (11:59 pm, CST)</b>		2	10 points
<u><b>Five Quizzes (15 questions per quiz)</b></u> <b>There will be one quiz per week.</b> The five quizzes will cover assigned required course readings, as per the syllabus. There are fifteen questions on each quiz (multiple choice and true/false questions). The quizzes will be over the book <i>Teaching Reading and Writing: The Developmental Approach</i> by Templeton & Gehsmann.  Be prepared for the each quiz by closely and carefully reading the designated required assigned readings. There will be a quiz "window", which is one week for each quiz. You will be able to re-take the quiz multiple times during the test window until you get the quiz grade you want! Re-takes must be during the test window. Each quiz will be 15 questions consisting of multiple choice and true/false questions. A study guide for each quiz will be available on Blackboard. <b>The quizzes are timed (25 minutes each quiz attempt). Blackboard will record your highest score.</b>  5 quizzes X 15 points each= 75 points total		Each week	75 points
<u><b>Reading Response and Replies (4 sets @ 20 points each).</b></u>  Parts A and B. Use required format for Part A and Part B. The assignment description and rubric is in the syllabus. All times for due dates are Central Time Zone. <b>Weeks 1, 2, 3, &amp; 4. Be mindful of time zone differences! We are not doing reader response discussions in week 5! Optional Tip: Download the mobile app Bb Student to keep up with discussions and post replies on your mobile device.</b>  <ul style="list-style-type: none"> <li>• Do your initial post (Part A w/required format) by Thursday at 11:59 pm (CST)</li> <li>• Do your formal replies <i>using the specified format</i> (3 or more formal comments, Part B) by Saturday at 6:00 pm (CST)</li> <li>• Do your informal follow-up replies (Part B) by Sunday at 11:59 pm (CST). These are your follow-up responses to other's comments to your original post.</li> </ul>		1, 2, 3, 4	80 points
<u><b>Peer Review of Word Study Lesson Plan (Week 3)</b></u>		3	15 points

LIST 5373: Foundations of Literacy Learning in EC-6 Classrooms Syllabus Fall 2016  
**Accelerated Online Program** The University of Texas at Arlington

Follow the criteria for the draft of the professional development handout. Submit your work for peer feedback by Thursday of Week 3, October 13 (11:59 pm, CST). Post comments to five or more peers by Sunday, October 16, 2016. (10 points for posting; 5 points for peer review)		
<b><u>Peer Review of Draft of Professional Development Handout (15 points)</u></b> Follow the criteria for the draft of the professional development handout. Submit your work for peer feedback by <b>Thursday of Week 4, October 20 (11:59 pm, CST). Post comments to five or more peers by Sunday, October 23, 2016.</b> (10 points for posting; 5 points for peer review)	<b>4</b>	<b>15 points</b>
<b><u>Final Word Study Lesson Plan</u></b> Use the required template. The template and rubric are on Blackboard. <b>Due: Wednesday of Week 5, October 26, 2016, 11:59 pm</b>	<b>5</b>	<b>25 points</b>
<b><u>Reading Improvement Professional Development Handout</u></b> for Colleagues— <b>Due to Blackboard and TK20: Wednesday of Week 5, October 26, 2016 11:55 pm</b>	<b>5</b>	<b>75 points</b>
<b>TOTAL</b>		<b>310 points</b>
<b>Optional Extra Credit: Five optional webinars.</b> <i>*Attend the live webinar or view the recording. Post-webinar reflections must be posted by Saturday, October 29 (11:59 pm, CST) to Blackboard (using the required template) to earn up to 2 extra credit points per webinar reflection. A total of five webinars will take place in the course. Potentially, a maximum of 10 extra credit points can be earned for extra credit.</i>	<b>Up to 10 extra credit points can be earned</b>	

**ONLINE LATE WORK POLICY--**

Complete all assignments by the due date posted. Some assignments may be accepted up to a day after a deadline but a penalty of 25% will be assessed any assignment that is late. **After the late work submission deadline, you cannot receive credit for an assignment.** Check your schedule of assignment deadlines carefully; some assignments may not be accepted late based on the course schedule.

**The drop date for this course is 10/17/2016. October 17, 2016 is the last day to drop classes; submit requests to advisor prior to 4:00 pm, CST.**

**For drops, see:** <http://www.uta.edu/records/courses/policies/add-drop-withdrawal.php>

\*The day prior to the Course Start date is the last day that a student can drop a course through MyMav Self Service. After this date you will need to contact your Academic Advisor within your major to drop a course. A grade of "W" will be assigned for all courses dropped after the Census Date of that session.

**Policies**

- Complete all assignments by the due date posted. Some assignments may be submitted after a deadline, but a penalty of 25% will be assessed any assignment that is late.
- Maintain copies of all work submitted.
- The instructor reserves the right to make changes in the syllabus as deemed necessary. Students will be notified of any and all changes.

**Tentative lecture/topic schedule**



LIST 5373: Foundations of Literacy Learning in EC-6 Classrooms Syllabus Fall 2016  
**Accelerated Online Program** The University of Texas at Arlington

- Complete all assignments by the posting deadline noted. Deadlines are **11:59 p.m. Central Time** for the dates noted unless otherwise specified. Please make a note of all time zone differences.
- In general, course assignments are due the same day of the week, each week. However, there are some deviations from this pattern, especially in the summer sessions and at the end of the semester when grades must be completed to post.
- **A penalty of 25% will be assessed from any assignment that is late.**
- All discussion areas will be permanently closed after assignment deadlines or after the window for late posting. Once areas are closed, candidates will not be allowed to post in those areas and will lose the points for that assignment.

**Course Calendar. Fall 2016 Please adhere to all due dates!**

Watch this short three-minute video about turning all work in on time!

**“Staying Organized as an Online Learner”-Avoiding Procrastination:**

[https://youtu.be/poj\\_HhSeRW8](https://youtu.be/poj_HhSeRW8)

**\*All assignments must be posted by 11:59 p.m. CENTRAL STANDARD TIME (CST) on the date indicated, unless otherwise noted. Please make a note of any time zone differences from CST. *As the instructor for this course, I reserve the right to adjust this schedule in any way that serves the educational needs of the students enrolled in this course. –Peggy L. Semingson***

**Posting and Replies Cycle for Reading Response**

**NOTE:** The reading response, replies, and assessment cycle is always:

--Do your initial post (Part A w/required template) by **Thursday** at 11:59 pm (CST)

--Do your formal replies (3 or more, Part B) by **Saturday** at 6:00 pm (CST)

--Do your informal follow-up replies (Part B) by **Sunday** at 11:59 pm (CST)

**\*Note, during Week 5 only, informal follow-up replies will be due Saturday, 9/17/16 by 11:59 pm, CST**

**COURSE CALENDAR: Week 1 is the week of September 26, 2016**

*As the instructor for this course, I reserve the right to adjust this schedule in any way that serves the educational needs of the students enrolled in this course. –Peggy L. Semingson*

Week	Topics	Readings	Assignments Due
1 9/26- 10/2	Foundations of Literacy Learning	1. <a href="#">Put Reading First (2006)</a> : Entire Booklet  2. <i>Teaching Reading &amp; Writing</i> (Templeton & Gehsmann): Chapters 1 & 2	<b>1. Reading Response &amp; Replies</b> <ul style="list-style-type: none"><li>– Response (Part A): 11:59 p.m. (CST), Thursday, September 29 (11:59)</li><li>– Replies: By or before 6:00 p.m., Saturday, October 1 of Week 1;</li></ul>

LIST 5373: Foundations of Literacy Learning in EC-6 Classrooms Syllabus Fall 2016  
**Accelerated Online Program** The University of Texas at Arlington

		<p>3. <i>From Speech to Print</i> (2<sup>nd</sup> edition): Chapters 1 &amp; 2</p> <p>4. Professor-Authored Readings for Week 1</p> <p>Optional readings will be posted in Blackboard each week. I encourage you to read these as they will help you with your learning.</p> <p><b>*Note:</b> The readings for weeks 1 and 2 are heavier than in weeks 3-5, as the course is <i>frontloaded</i> with information.</p>	<p>informal follow-up replies should be posted by 11:59 pm (CST) on Sunday, October 2.</p> <p>2. <b>Post general introduction about yourself (5 points):</b> Post a 2-3 paragraph detailed introduction and a 1-2 minute podcast about yourself. Also, post <i>5 or more comments</i> to peers. For full points you must post all the comments to others and have a detailed initial post. Post your introduction and 1-2 minute podcast by or before Thursday, September 29, 2016 (11:59 PM, CST). Post five or more comments to peers by Sunday, October 2 (11:59 pm, CST).</p> <p>3. <b>Orientation Quiz/Reflection over the Orientation Module:</b> Due Wednesday, September 28 of Week 1 (11:59 pm, CST)</p> <p>4. <b>Quiz 1, Week 1.</b> Quiz 1 is over required reading material from Week 1. The quiz window will be open Monday, 09/26/16 (12:01 am, CST) to 10/02/16 (11:59 pm, CST).</p> <p><b>*Optional Orientation Webinar (Webinar #1): Tuesday, September 27, 2016 (7:00-7:45 pm, CST). Join Link will be posted on Blackboard and sent via UTA email.</b></p>
2 10/3-10/9	Balanced Literacy Approaches & Continuation of Word Study	<p>1. E-Reserve Reading (Smith and Read, chapter 5). *The link to this e-reserve reading will be posted on Blackboard and sent via UTA email.</p> <p>2. <i>Teaching Reading &amp; Writing</i> (Templeton &amp; Gehsmann): Chapter 3</p> <p>3. <i>From Speech to Print</i> (2<sup>nd</sup> edition): Chapters 3 &amp; 4</p> <p>4. Professor-Authored Readings for Week 2</p> <p>Optional: <i>Teaching Reading &amp; Writing</i> (Templeton &amp; Gehsmann): Chapter 4</p>	<p>1. <b>Reading Response &amp; Replies</b></p> <ul style="list-style-type: none"> <li>– Response (Part A): 11:59 p.m. (CST), Thursday, October 6 (11:59)</li> <li>– Replies: By or before 6:00 p.m., Saturday, October 8 of Week 1; informal follow-up replies should be posted by 11:59 pm (CST) on Sunday, October 9.</li> </ul> <p>2. <b>Quiz 2, Week 2.</b> Quiz 2 is over required reading material from Week 2. The quiz window will be open Monday, 10/3/16 (12:01 am, CST) to 10/9/16 (11:59 pm, CST).</p> <p>3. <b>Initial Plan/Overview for Professional Development Handout [Use required template]:</b> Due: Sunday of Week 2, October 9, 2016 (11:59 pm, CST)</p>

LIST 5373: Foundations of Literacy Learning in EC-6 Classrooms Syllabus Fall 2016  
**Accelerated Online Program** The University of Texas at Arlington

			<b>Optional Webinar for Week 2 (45 minutes), Tuesday, 10/4/16 (7:00-7:45, CST).</b>
<b>3</b>  <b>10/10-10/16</b>	<b>Emergent Literacy</b>	<ol style="list-style-type: none"> <li>1. <i>Teaching Reading &amp; Writing</i> (Templeton &amp; Gehsmann): Chapters 5 &amp; 6</li> <li>2. <i>From Speech to Print</i> (2<sup>nd</sup> edition): Chapter 8</li> <li>3. Professor-Authored Readings for Week 3</li> </ol>	<ol style="list-style-type: none"> <li>1. <b>Reading Response &amp; Replies</b> <ul style="list-style-type: none"> <li>– Response (Part A): 11:59 p.m. (CST), Thursday, October 13 (11:59)</li> <li>– Replies: By or before 6:00 p.m., Saturday, October 15 of Week 1; informal follow-up replies should be posted by 11:59 pm (CST) on Sunday, October 16.</li> </ul> </li> <li>2. <b>Peer Review of Word Study Lesson Plan (Week 3):</b> Follow the criteria for the draft of the professional development handout. Submit your work for peer feedback by Thursday of Week 3, October 13 (11:59 pm, CST). Post comments to five or more peers by Sunday, October 16, 2016.</li> <li>3. <b>Quiz 3, Week 3.</b> Quiz 3 is over required reading material from Week 3. The quiz window will be open Monday, 10/10/16 (12:01 am, CST) to 10/16/16 (11:59 pm, CST).</li> </ol> <p><b>Optional Webinar for Week 3 (45 minutes), Tuesday, 10/11/16 (7:00-7:45, CST)</b></p>
<b>4</b>  <b>10/17-10/23</b>	<b>Beginning and Transitional Reading and Writing</b>	<ol style="list-style-type: none"> <li>1. <i>Teaching Reading &amp; Writing</i> (Templeton &amp; Gehsmann): Chapters 7 &amp; 8</li> <li>2. <i>From Speech to Print</i> (2<sup>nd</sup> edition): Chapter 7</li> <li>3. Professor-Authored Readings for Week 4</li> </ol>	<ol style="list-style-type: none"> <li>1. <b>Reading Response &amp; Replies</b> <ul style="list-style-type: none"> <li>– Response (Part A): 11:59 p.m. (CST), Thursday, October 20 (11:59)</li> <li>– Replies: By or before 6:00 p.m., Saturday, October 22 of Week 1; informal follow-up replies should be posted by 11:59 pm (CST) on Sunday, October 23.</li> </ul> </li> <li>2. <b>Peer Review of Draft of Professional Development Handout:</b> Follow the criteria for the draft of the professional development handout. Submit your work for peer feedback by Thursday of Week 4, October 20 (11:59 pm, CST). Post comments to five or more peers by Sunday, October 23, 2016.</li> <li>3. <b>Quiz 4, Week 4.</b> Quiz 4 is over required reading material from Week 4. The quiz</li> </ol>

LIST 5373: Foundations of Literacy Learning in EC-6 Classrooms Syllabus Fall 2016  
**Accelerated Online Program** The University of Texas at Arlington

			<p>window will be open Monday, 10/17/16 (12:01 am, CST) to 10/23/16 (11:59 pm, CST).</p> <p><b>Optional Webinar for Week 4 (45 minutes), Tuesday, 10/18/16 (7:00-7:45, CST)</b></p>
<p><b>5</b></p> <p><b>10/24-10/30</b></p>	<p><b>Intermediate Reading and Writing; Vocabulary Development</b></p>	<ol style="list-style-type: none"> <li>1. <i>Teaching Reading &amp; Writing</i> (Templeton &amp; Gehsmann): Chapters 9, 10, &amp; 11</li> <li>2. <i>From Speech to Print</i> (2<sup>nd</sup> edition): Chapter 5</li> <li>3. Professor-Authored Readings for Week 5</li> </ol>	<ol style="list-style-type: none"> <li>1. <b>Reading Improvement Professional Development Handout</b>—upload to Assignments on Blackboard AND to TK20 by Wednesday of Week 5, October 26, 2016, 11:55 pm, CST.</li> <li>2. <b>Final Word Study Lesson Plan (Use required template)</b>: Final Plan is Due: Wednesday of Week 5, October 26, 2016, 11:59 pm</li> <li>3. <b>Quiz 5, Week 5</b>. Quiz 5 is over required reading material from Week 5. The quiz window will be open Monday, 10/24/16 (12:01 am, CST) to 10/30/16 (11:59 pm, CST).</li> </ol> <p><b>Optional Webinar for Week 5 (45 minutes), Tuesday, 10/25/16 (7:00-7:45, CST)</b></p>

**Attendance:** At The University of Texas at Arlington, taking attendance is not required. Rather, each faculty member is free to develop his or her own methods of evaluating students' academic performance, which includes establishing course-specific policies on attendance.

**Expectations for Out-of-Class Study:** Beyond the time required to attend each class meeting, students enrolled in this course should expect to spend at least an additional 9-15 hours per week of their own time in course-related activities, including reading required materials, completing assignments, preparing for exams, etc.

**Make-up Exams:** Exams can only be made up in the case of a genuine emergency.

**Grade Grievances:** Any appeal of a grade in this course must follow the procedures and deadlines for grade-related grievances as published in the current graduate catalog. For graduate courses, see <http://catalog.uta.edu/academicregulations/grades/#graduatetext>

**Drop Policy:** Students may drop or swap (adding and dropping a class concurrently) classes through self-service in MyMav from the beginning of the registration period through the late registration period. After the late registration period, students must see their academic advisor to drop a class or withdraw. Undeclared students must see an advisor in the University Advising Center. Drops can continue through a point two-thirds of the way through the term or session. It is the student's responsibility to officially withdraw if they do not plan to attend after registering. **Students will not be automatically dropped for non-attendance.** Repayment of certain types of financial aid administered through the University may be required as the result of dropping classes or withdrawing. For more information, contact the Office of Financial Aid and Scholarships (<http://www.uta.edu/aao/fao/>).

LIST 5373: Foundations of Literacy Learning in EC-6 Classrooms Syllabus Fall 2016  
**Accelerated Online Program** The University of Texas at Arlington

**Americans with Disabilities Act:** The University of Texas at Arlington is on record as being committed to both the spirit and letter of all federal equal opportunity legislation, including the *Americans with Disabilities Act (ADA)*. All instructors at UT Arlington are required by law to provide "reasonable accommodations" to students with disabilities, so as not to discriminate on the basis of that disability. Any student requiring an accommodation for this course must provide the instructor with official documentation in the form of a letter certified by the staff in the Office for Students with Disabilities, University Hall 102. Only those students who have officially documented a need for an accommodation will have their request honored. Information regarding diagnostic criteria and policies for obtaining disability-based academic accommodations can be found at [www.uta.edu/disability](http://www.uta.edu/disability) or by calling the Office for Students with Disabilities at (817) 272-3364.

**Title IX Policy:** The University of Texas at Arlington ("University") is committed to maintaining a learning and working environment that is free from discrimination based on sex in accordance with Title IX of the Higher Education Amendments of 1972 (Title IX), which prohibits discrimination on the basis of sex in educational programs or activities; Title VII of the Civil Rights Act of 1964 (Title VII), which prohibits sex discrimination in employment; and the Campus Sexual Violence Elimination Act (SaVE Act). Sexual misconduct is a form of sex discrimination and will not be tolerated. For information regarding Title IX, visit [www.uta.edu/titleIX](http://www.uta.edu/titleIX) or contact Ms. Jean Hood, Vice President and Title IX Coordinator at (817) 272-7091 or [jmhood@uta.edu](mailto:jmhood@uta.edu).

**Academic Integrity:** Students enrolled all UT Arlington courses are expected to adhere to the UT Arlington Honor Code:

*I pledge, on my honor, to uphold UT Arlington's tradition of academic integrity, a tradition that values hard work and honest effort in the pursuit of academic excellence.*

*I promise that I will submit only work that I personally create or contribute to group collaborations, and I will appropriately reference any work from other sources. I will follow the highest standards of integrity and uphold the spirit of the Honor Code.*

UT Arlington faculty members may employ the Honor Code in their courses by having students acknowledge the honor code as part of an examination or requiring students to incorporate the honor code into any work submitted. Per UT System *Regents' Rule* 50101, §2.2, suspected violations of university's standards for academic integrity (including the Honor Code) will be referred to the Office of Student Conduct. Violators will be disciplined in accordance with University policy, which may result in the student's suspension or expulsion from the University. Additional information is available at <https://www.uta.edu/conduct/>.

**Student Support Services:** UT Arlington provides a variety of resources and programs designed to help students develop academic skills, deal with personal situations, and better understand concepts and information related to their courses. Resources include tutoring, major-based learning centers, developmental education, advising and mentoring, personal counseling, and federally funded programs. For individualized referrals, students may visit the reception desk at University College (Ransom Hall), call the Maverick Resource Hotline at 817-272-6107, send a message to [resources@uta.edu](mailto:resources@uta.edu), or view the information at [www.uta.edu/resources](http://www.uta.edu/resources).

**The IDEAS Center** (2<sup>nd</sup> Floor of Central Library) offers **free** tutoring to all students with a focus on transfer students, sophomores, veterans and others undergoing a transition to UT Arlington. To schedule an appointment with a peer tutor or mentor email [IDEAS@uta.edu](mailto:IDEAS@uta.edu) or call (817) 272-6593.



LIST 5373: Foundations of Literacy Learning in EC-6 Classrooms Syllabus Fall 2016  
**Accelerated Online Program** The University of Texas at Arlington

**The English Writing Center (411LIBR):** The Writing Center Offers free tutoring in 20-, 40-, or 60-minute face-to-face and online sessions to all UTA students on any phase of their UTA coursework. Our hours are 9 am to 8 pm Mon.-Thurs., 9 am-3 pm Fri. and Noon-6 pm Sat. and Sun. Register and make appointments online at <http://uta.mywconline.com>. Classroom Visits, workshops, and specialized services for graduate students are also available. Please see [www.uta.edu/owl](http://www.uta.edu/owl) for detailed information on all our programs and services.

**Electronic Communication:** UT Arlington has adopted MavMail as its official means to communicate with students about important deadlines and events, as well as to transact university-related business regarding financial aid, tuition, grades, graduation, etc. All students are assigned a MavMail account and are responsible for checking the inbox regularly. There is no additional charge to students for using this account, which remains active even after graduation. Information about activating and using MavMail is available at <http://www.uta.edu/oit/cs/email/mavmail.php>.

**Campus Carry:** Effective August 1, 2016, the Campus Carry law (Senate Bill 11) allows those licensed individuals to carry a concealed handgun in buildings on public university campuses, except in locations the University establishes as prohibited. Under the new law, openly carrying handguns is not allowed on college campuses. For more information, visit <http://www.uta.edu/news/info/campus-carry/>

**Student Feedback Survey:** At the end of each term, students enrolled in classes categorized as "lecture," "seminar," or "laboratory" shall be directed to complete an online Student Feedback Survey (SFS). Instructions on how to access the SFS for this course will be sent directly to each student through MavMail approximately 10 days before the end of the term. Each student's feedback enters the SFS database anonymously and is aggregated with that of other students enrolled in the course. UT Arlington's effort to solicit, gather, tabulate, and publish student feedback is required by state law; students are strongly urged to participate. For more information, visit <http://www.uta.edu/sfs>.

**Final Review Week:** A period of five class days prior to the first day of final examinations in the long sessions shall be designated as Final Review Week. The purpose of this week is to allow students sufficient time to prepare for final examinations. During this week, there shall be no scheduled activities such as required field trips or performances; and no instructor shall assign any themes, research problems or exercises of similar scope that have a completion date during or following this week *unless specified in the class syllabus*. During Final Review Week, an instructor shall not give any examinations constituting 10% or more of the final grade, except makeup tests and laboratory examinations. In addition, no instructor shall give any portion of the final examination during Final Review Week. During this week, classes are held as scheduled. In addition, instructors are not required to limit content to topics that have been previously covered; they may introduce new concepts as appropriate.

## **DETAILED DESCRIPTION OF COURSE REQUIREMENTS**

### **Orientation Quiz/Reflection over the Orientation Module: (Week 1) (10 points)**

Required assignment following the orientation module: Reflection Questions/Quiz for the course orientation module *is located at the end of the orientation module on Blackboard*. After viewing the entire orientation module, please complete the reflection questions/quiz **by or before Wednesday, September 28, 2016 (11:59 pm, CST)**. Answers should be detailed and should refer to specific information from the orientation module. Skeletal responses will not receive full credit for each response. You may want to take the quiz in a separate tab so you can refer back to the information from the orientation module! There is no time limit for the quiz and you can save it and finish it later. (The other quizzes in the course are not in this format!). **You must SUBMIT the quiz/reflection and all of your responses by or before the due date!**

**Five Quizzes (15 questions per quiz). There will be one quiz per week.**

The five quizzes will cover assigned required course readings, as per the syllabus. There are fifteen questions on each quiz (multiple choice and true/false questions). The quizzes will be over the book *Teaching Reading and Writing: The Developmental Approach* by Templeton & Gehsmann.

Be prepared for the each quiz by closely and carefully reading the designated required assigned readings. There will be a quiz “window”, which is one week for each quiz. You will be able to re-take the quiz multiple times during the test window until you get the quiz grade you want! Re-takes must be during the test window. Each quiz will be 15 questions consisting of multiple choice and true/false questions. A study guide for each quiz will be available on Blackboard. **The quizzes are timed (25 minutes per quiz attempt).** Blackboard will record your highest score.

**5 quizzes X 15 points each= 75 points total**

Preparing for the quizzes:

- Study guides for each of the quizzes will be posted on Blackboard. Use the study guides as you read to highlight key terms.
- Read your course readings closely and carefully. (Do not skim).
- Spread the readings out across the week instead of reading them all at once.
- Try to get ahead on the readings when possible.
- Make digital flashcards of key concepts and terms for your mobile device, if possible, with a free flashcard app (e.g., Flashcardlet or Quizlet, for instance).

**Reading Response and Replies (4 sets; one per week during weeks 1, 2, 3, & 4) on Discussion Board (“Groups”)**

1. **Reading Response and Replies** has two parts (**Response, Replies**)

**Standards Link:**

- **National standards:** IRA Reading Specialist 1.1, 1.2, 1.3, 1.4, 2.1, 2.2, 3.1, 3.2, 3.3, 3.4, 5.1, 5.2, 5.3
- **State competencies:** TExES Reading Specialist 001, 002, 003, 004, 005, 006, 007, 008, 009, 010, 011, 013, 014

**Description:** Candidates will engage in an electronic discussion in response to the textbook and Professor Authored readings. The electronic discussion has two parts: a) candidate’s original response to readings, b) candidate’s replies to peers.

**Part A: Response (500+ words and include one or more multi-media artifacts):** Candidates will submit to the Group Discussion Board a reading response summarizing and linking the textbook and online lesson reading (as indicated in the schedule) as well as personal reactions to the material based on the prompt of selected guiding questions.

The posting should synthesize the information for all the textbook chapters and online lessons read.

- **For each of the discussion posts (Part A), a set of guiding questions, based on that session’s reading will be provided on Blackboard and will be sent via UTA email. Select one or more of the**

**guiding questions for your post to respond to, incorporating key ideas from across all of the readings. Include the question or questions in your post (bolded or in a different color font). Please cut and paste your post into the discussion area!**

- **The Part A response should include one or more (one is a minimum) of a “multi-media or web-based artifact” that you have located and/or created. Describe in depth why you chose the artifact (or artifacts) and how it further helps extend our understanding of the related course content.**
- \*For the digital artifact, please consult the “more ideas for creating a digital artifact chart”: <http://bit.ly/2bEdRGE>. You must also describe your digital artifact in detail. Ideas are grouped by level of difficulty. Self-select a digital artifact idea based on your skill level with digital content creation. Select from: **easy, medium, advanced, or extreme.**

The **guiding questions** for each session will be posted on Blackboard and will also be sent via UTA email.

Your post (Part A) should be **500 words or more** (*not* including the guiding questions you cut and paste into the response). Do not submit a skeletal or superficial response. Please do the readings at the *beginning* of each session so you have time to reflect upon the readings and to also search for and/or create an artifact. Do a word count before you submit! If you use Firefox, you can also highlight your post and click the word count.

**NOTE: For the artifact, include a link to the artifact and explain how it is useful to the course content for that session’s reading. You need to locate at least one artifact to include in your post. I encourage you to include more. In your response, you can also pose your own questions to peers (e.g., if you are wondering something).**

**Part B: Replies:** Following response posting, candidates will return to the discussion board to read and **reply to three or more peer’s responses.** Label replies as Reply 1A & Reply 1B, etc. The format for the reply part of this assignment is as follows.

- **Personal Connections:** Why did you choose this posting to respond to?
- **Discussion:** What questions or comments do you have for the author of the response posting?
- **Extension:** How can you extend the conversation on this posting? (Share specific resources, experiences, etc.)

Here are some ideas for improving the quality of your discussion.

Try to avoid, just restating the points you cited from the text and the online reading with personal opinions such as the following.

- I recognize the importance of . . .
- It is important to learn/know about . . .
- I see this . . . in my classroom

For the most part, when you start with openers such as these, you are not adding anything additional/new to the discussion. Provide some specific examples of what you are seeing in school/class or in your environment related to the reading/discussion. Following are some ways to elaborate on the discussion (these were offered by a graduate of our program, Suann Claunch of FWISD).

- I agree with \_\_\_ because \_\_\_
- I disagree with \_\_\_ because \_\_\_
- I wonder about \_\_\_ because \_\_\_
- According to \_\_\_
- The evidence shows \_\_\_
- In my classroom, I see \_\_\_ and this seems to confirm/contradict \_\_\_

LIST 5373: Foundations of Literacy Learning in EC-6 Classrooms Syllabus Fall 2016  
**Accelerated Online Program** The University of Texas at Arlington

In other words, don't just state an opinion. Support your point of view with specific examples and connections to other reading, discussion, etc.

For Replies, consider the following.

- Can you say something similar using other words?
- What did you like about the previous contribution?
- What new ideas did that contribution give you?
- What puzzled you about the last statement?
- How did the person who made the last statement arrive at that conclusion?
- Can you elaborate, explain, or give another example of the last statement?
- What puzzled you as you were trying to think of an answer to this question?
- Did I contribute to the discussion?
- Did I encourage others to contribute or clarify ideas?
- What would I like to do in the next discussion? How can I do this?
- Who was the person who contributed the most interesting or valuable comments?
- Who was the Most Valuable Player in keeping the discussion going?
- Who encouraged me the most in the discussion?

**Grading Rubric**

**NOTE:** All assignments must be submitted on time. Assignments submitted after the deadline may, at times, be accepted according to the assignment schedule with a 25% penalty.

<b>Tasks for Part A: Reading Response</b> □	<b>Expert 10</b>	<b>Acceptable 7</b>	<b>Unacceptable 0-1</b>
<b>Format</b>	Follows required format for response (1)	Follows required format for response (1)	Does not follow format for one or more of the parts (0)
<b>Substance and content of Part A response</b>	Response to guiding questions was substantive and connected back to the readings. Response was in-depth and 500+ words or more (not counting the cut and pasted guiding questions themselves) (4)	Response to guiding questions was mostly substantive but showed a lack of detail. Response could be more in-depth and was 500+ words or more (not counting the cut and pasted guiding questions themselves). (3)	Does not include substantive response to guiding questions and/or response limited (far less than 500 words) or superficial. (2)
<b>Multi-media artifact(s)</b>	Includes one or more of a multi-media artifact(s) that connect(s) to course readings and includes a substantive description of the artifact (or artifacts) (3)	Includes one or more of a multi-media artifact(s) that connect(s) to course readings and includes a less than substantive description of the artifact (or artifacts) (2)	An artifact is included with very skeletal and limited or no description of the artifact. (1)
<b>Grammar, spelling, conventions, and mechanics</b>	There are few to no errors in grammar, spelling, conventions, and mechanics in the response.	There are more than a few errors in grammar, spelling, conventions,	There are a substantial number of errors in grammar, spelling, conventions, and

LIST 5373: Foundations of Literacy Learning in EC-6 Classrooms Syllabus Fall 2016  
**Accelerated Online Program** The University of Texas at Arlington

	(2)	and mechanics in the response (1)	mechanics in the response. (0)
<b>Tasks for Part B: Replies</b>	<b>Expert 10 points</b>	<b>Acceptable 7 points</b>	<b>Unacceptable 3 points</b>
<b>Format</b>	Posts <b>three</b> formal required replies according to the required format (2)	Posts two required replies according to the required format (1)	Does not follow format for replies or make required number of replies (0)
<b>Responses</b>	Responds to all replies (1)	Responds to all replies (1)	Does not respond to replies (0)
<b>Replies to Peers</b>	All replies reflect well developed understanding of reading and synthesis of material with personal connections and application of material to classroom settings (4)	Replies reflect understanding of reading and some synthesis of material with personal connections and application of material to classroom settings (3)	Replies reflect limited understanding or synthesis of reading with few personal connections or limited application of material to classroom settings (2)
<b>Extension of Dialogue</b>	Engages in genuine in depth discussion with peers, providing well developed support and encouragement and extensions of the dialogue (3)	Engages in good discussion with peers, providing support and encouragement and some extension of the dialogue (2)	Engages in limited discussion with peers or limited extension of the the dialogue (1)

**Please respond to the guiding questions for Part A.  
This will be posted on Blackboard and sent via UTA email.  
Please use the required template for the comments.**

### **Reading Improvement Professional Development Handout (Week 5: 75points)**

**Link to Standards:**

Linked to specific TExES EC-6 Generalist English Language Arts and Reading Competencies, TExES Reading Specialist Standards, TExES Master Reading Teacher Competencies, NCATE/IRA Program Standards based on students' individual interests and needs)

**Description**

For the assignment of the reading improvement professional development handout (PDH), you will select one of the key ideas of the course and create a four+ page handout that you will actually share with colleagues. This assignment helps you synthesize learning from the course and apply it into a coherent, substantive product that you will actually share with others. As an extension of this activity, the final newsletter will be shared informally with current colleagues at your school via email or in a face-to-face setting. This is the type of handout you could present at a literacy conference (e.g., TCTELA, TSRA, or another practitioner-oriented conference). **Prior to creating the handout, you will design an initial plan with objectives and an overview of your topic.**



LIST 5373: Foundations of Literacy Learning in EC-6 Classrooms Syllabus Fall 2016  
**Accelerated Online Program** The University of Texas at Arlington

**\*\*You will need to refer to at least 3 research-based articles BEYOND the readings from the course textbooks, although you can have some of your references from the course readings.**

**Starter List/Example Topics: for the PD Handout.** *You are not limited to these topics.* This is just a *starter list* of suggested topics:

1. Critical Literacy and Elementary Literacy Instruction
2. Using "Text Talk" with Read-Aloud for the Primary Grades
3. Preparing for Achievement Tests with Authentic Literature
4. The Role of Phonemic Awareness in Learning to Read
5. Using Phonics in Context for Beginning Readers
6. Research-based Methods for Fluency Development
7. Vocabulary Strategies for Helping Overcome the Fourth Grade Slump
8. Think-Aloud Strategies for Comprehending Text
9. Managing Guided Reading Effectively
10. Using Response to Intervention Effectively
11. Comprehension Strategy Instruction
12. Using New Literacies and Technologies in Elementary Reading
13. Implementing Book Club/Literature Circles
14. Reading Methods for Elementary-Aged English Language Learners
15. Conferring 1-on-1 with students during reading workshop
16. Conferring 1-on-1 with Students during Writing Workshop
17. Writing Workshop with Elementary Students
18. Using Multi-Modal Literacies with Elementary Reading Instruction
19. Using Expository Text to Teach Elementary Language Arts
20. Digital Reading and Writing with Elementary Students

**SECONDARY TEACHERS, PLEASE READ THE FOLLOWING, REGARDING THE PD HANDOUT:**

In the past, in LIST 5373, secondary folks (those teaching in grades 6-12) have picked an *elementary topic* that is also relevant, as well, to their teaching context. Examples include: vocabulary development, helping struggling readers, and developing comprehension strategies.

However, the focus of this assignment **MUST** primarily, first and foremost, be ***elementary-focused*** (that is, the audience is elementary teachers). The research *must* draw on studies from elementary settings, due to the course content and the course description. This class prepares you to work with students and teachers in elementary settings. Select an audience of elementary teachers (it can be a small group of people you email your final handout to). The key is that your literacy certification focus for this M.Ed. in Literacy Studies is *all level*. This class is *elementary focused*, therefore, the articles you read to support your handout must come from studies of elementary classroom. Because literacy is all level, secondary folks may be working in elementary settings and be presided to deal with the unique needs of elementary students and teachers. **Again because this is an elementary focused class, secondary folks can:**

- 1) pick a truly elementary topic and then design a handout for *elementary teachers* in your district (it can be sent via email).

or

- 2) Pick a broad topic like "response to intervention" (RTI) or struggling readers or reciprocal teaching that can be *also* be of use to secondary people as well. However, the research literature *must* come from studies of elementary contexts. The rationale for this is the nature of the course focus (elementary) and to

LIST 5373: Foundations of Literacy Learning in EC-6 Classrooms Syllabus Fall 2016  
**Accelerated Online Program** The University of Texas at Arlington

familiarize all students in the M.Ed. LIST program with elementary issues for the all-level nature of MRT and reading specialist certifications. Some people might also shift from secondary to elementary focus in their career. If you need further information or have questions, you can email me (Dr. Semingson).

**Format for Final Professional Development Handout**

**Evidence Based Instructional Practices in the form of a 3-4+-page-handout (length is approximate—your handout might be longer). You can also create this in a Smore.com digital handout, however, you must include both your link and a PDF version of your Smore document to be uploaded to Blackboard. Also, your final handout must be uploaded to TK20 to receive credit for the assignment.**

**Section 1: Evidence-Based Handout (3-4+ pages [or more] single-spaced; include graphics and visuals). The handout can also be on Smore.** This section reflects how educators take the research base and apply it in schools/classrooms. You should construct a handout/newsletter that could possibly be shared at a presentation that you could use at a workshop / inservice / professional development meeting.

This handout should help teachers understand and apply research-based strategies related to your focus area (e.g., fluency building, comprehension development). **Ten (10) or more tips** should be presented within the handout that focus on several key areas of a targeted grade level or grade levels. You should elaborate (BE SPECIFIC) on the tips so that any teacher could take this from your presentation and put the ideas into practice. Create a presentation that provides well-developed ideas that schools and teachers, in general, can use. All points must have research support (cite source). You must draw on the research-based journal articles that you read. Tips can also include procedural steps a teacher would follow to implement a specific evidence-based strategy. Be sure to have a citation for each tip! Each tip must be linked to evidence!

Guidelines for the length of the handout are that it should be at least 3-4+ pages, single spaced, with use of copyright-free multimedia such as purposeful and meaningful graphics, clip art (**copyright free** or from Creative Commons), and use of layout and font that supports clear reading of the text and supporting graphics, headlines, subheadings, etc. I encourage you to make use of hyperlinks, tables, and charts to highlight resources that will benefit teachers. Examples of handouts will be sent to you during the course. See section II below for information on including a specific section listing related websites and “recommended readings” for teachers.

**FIVE PARENT TIPS:** *Also, include a section that includes at least five “parent-friendly” ways that teachers can engage families with this instructional focus in the home. The parent tips should be presented in a separate box within the newsletter. Parent tips do not need references. They can be written in parent-friendly language describing very practical ways families can help at home with the subject described in the handout.*

**\*\*NOTE: All images must be copyright-free and sources must be listed for all images.**

**List all the articles you drew upon for the tips in the References section at the end. References must be listed in APA 6<sup>th</sup> edition format.**

• **Section II: Webliography/Bibliography:**

**1) Webliography (3+ websites and description of each):** This is your chance to share web resources with your peers and with parents. Share at least 3 or more websites that link to your topic and provide a paragraph describing the website and what it has to offer related to the topic and to classroom instruction. Your annotation (detailed description of each website) should include a link to the resource so peers can

LIST 5373: Foundations of Literacy Learning in EC-6 Classrooms Syllabus Fall 2016  
**Accelerated Online Program** The University of Texas at Arlington

just click on it and go to the site to check it out. **You must have a detailed description (one paragraph) of each of the websites!**

**2) Bibliography/List of recommended readings (3+ items in bibliography):** What additional readings (beyond those included in the tips section) can you recommend to the readers of your handout? This does not include the references you drew upon for the tips section! The information for this project must be drawn from related practitioner texts that will be useful to colleagues. Make sure to use APA format for this. **You must have a detailed description (one paragraph) of each of the resources listed in the Annotated Bibliography!** For more information on APA format, go to any of the following: **APA Style** <http://www.apastyle.org/>; **Using APA Style to Cite and Document Sources** <http://www.bedfordstmartins.com/online/cite6.html>; **Using American Psychological Association (APA) Format** [http://owl.english.purdue.edu/handouts/research/r\\_apa.html](http://owl.english.purdue.edu/handouts/research/r_apa.html).

Do ***not*** use copyrighted images in the PDH. All images used, with the exception of clip art, should be cited underneath each image with "Source: [insert website here]". Again, do not use anything that is copyrighted. **Copyright free clip art is better. You may use your own photos but say "Source: Personal Photo". If you use Microsoft Clip art, list the source as "Source: Microsoft Clip Art". All images must have a source credit.**

**Success Tips from Previous Courses/:**

1. Be sure to select more current websites that have up-to-date information. Be sure there are no broken links in the website.
2. For bibliography readings, select texts that are recent (written in the last 5-7 years).
3. In your annotations, be direct and to the point. Your overarching goal is to share what is useful about the website or bibliography source. Keep practicality in mind.
4. Follow APA formatting! For resources, visit this link from the OWL site:  
<https://owl.english.purdue.edu/owl/resource/560/01/>

**GRADING RUBRIC FOR FINAL PROFESSIONAL DEVELOPMENT HANDOUT**

**NOTE:** All assignments must be submitted on time. Assignments submitted after the deadline may, at times, be accepted according to the assignment schedule with a 25% penalty. This assignment will be posted in TK20 as part of your Program Portfolio.

**The Professional Development Handout must be posted in Tk20 in order to receive credit for it. It may take several days to gain access to Tk20 after purchasing it. Allow time for this so that your assignment is not late.**

Section	Expert	Acceptable	Unacceptable
<b>Title Page &amp; Background Information</b>		1) Complete title page for with academic honor / honesty statement 2) Complete background information including the following items: Current or projected teaching position (Grade level and teaching field) Certification(s) sought	

LIST 5373: Foundations of Literacy Learning in EC-6 Classrooms Syllabus Fall 2016  
**Accelerated Online Program** The University of Texas at Arlington

		One to two paragraph overview of the newsletter and rationale for creating the handout. How will this handout benefit other teachers?	
<b>Section I: Evidence-Based Newsletter</b> <b>60 points</b>	<b>60 points</b> 1) Handout provides the 10 required tips for teachers. (12) 2) Each tip is linked to evidence based research (with that research source cited). (12) 3) Each tip is fully elaborated with specific ideas for implementation. (12) 4) Purposeful and engaging use of multi-media and visuals are included; layout is visually appealing. (12) 5) At least five detailed examples of ways that parents can be supportive of the instructional tips are included in the newsletter. (12)	<b>45 points</b> 1) Newsletter provides 8-10 required tips. (9) 2) Each tip is linked to evidence based research (with that research source cited). (9) 3) Each tip is mostly elaborated upon with specific ideas for implementation. (9) 4) Purposeful and engaging use of multi-media and visuals are included; layout is visually appealing. (9) 5) At least five mostly detailed examples of ways that parents can be supportive of the instructional tips are included in the newsletter. (9)	<b>30 points</b> 1) Creates a limited evidence based instructional tipsheet with fewer than 7 required tips. (0-6) 2) Tips are loosely linked to evidence based research (sources may not be cited). (0-6) 3) Tips are somewhat elaborated upon with some ideas for implementation; Candidate has difficulty with ideas for implementation of the research in the classroom. (0-6) 4) Limited use of engaging use of multi-media and visuals are included; layout is not very visually appealing or streamlined. (0-6) 5) Very few or no detailed examples of ways that parents can be supportive of the instructional tips are included in the newsletter (0-6)
<b>Section II: Annotated Webliography / Bibliography</b> <b>10 points</b>  (Annotated means describe each one)	<b>10 points</b> 1) Webliography: Shares 3 or more URLs for websites that link directly to the topic with an elaborated paragraph describing the website and what it has to offer related to the topic and to classroom instruction. (5) 2) Bibliography: Includes citations (in APA format related) with well developed paragraph	<b>7 points</b> 1) Webliography: Shares 2 or more URLs for websites that link directly to the topic with a paragraph describing the website and what it has to offer related to the topic and to classroom instruction. (4) 2) Bibliography: Includes citations (in APA format related) with a paragraph describing at least 3 recent (2000-present) practitioner	<b>0 - 6 points</b> 1) Webliography: Shares limited number (fewer than two websites) of URLs for websites or the websites do not directly relate to the topic or there is a limited description of the website. (0-3) 2) Bibliography: Includes citations (in APA format related) with a limited description at least 2 recent (2000-present) practitioner

LIST 5373: Foundations of Literacy Learning in EC-6 Classrooms Syllabus Fall 2016  
**Accelerated Online Program** The University of Texas at Arlington

	describing at least 3 recent (2000-present) practitioner sources that would be useful for further reading on the topic(s).(5)	sources that would be useful for further reading on the topic(s). (3)	sources that would be useful for further reading on the topic(s). (0-3)
<b>References 5 points (NOTE: The reference section is separate from the Bibliography section!_</b>	<b>5 points</b> Reference section includes all citations included within the handout in good APA format. At least 3 of the references were from <b>research articles</b> BEYOND the required course readings.	<b>2-4 points</b> Reference section includes all citations included within the handout mostly in APA format. At least 1-2 of the references were from <b>research articles</b> BEYOND the required course readings.	<b>0-1 points</b> References do not follow APA format. No references BEYOND the required course readings were cited.
<b>TOTAL</b>	<b>Expert 75 points</b>	<b>Acceptable 54 – 74 points</b>	<b>Unacceptable &lt; 54 points</b>

**Initial Plan/Overview of the Professional Development Handout (PDH) [due Sunday of Week 2 (11:59 pm, CST)]**

During week 1 you will submit an overview of your professional development handout. You will be provided with a **required template**. The required template will be posted on Blackboard. This will include: 1) Stating your general topic and audience of educators 2) stating a detailed rationale for your topic (why it matters) 3) listing 5 objectives for the educators who will read your handout and what impact you hope it will have and 4) a plan for completing the project. The rubric for this assignment is here:

Section	Expert (10 points)	Acceptable (7-9 points)	Unacceptable (0-6 points)
<b>Initial Plan/Overview (Uses required template, single-spaced, 12 font, standard margins)</b>	<ul style="list-style-type: none"> <li>Initial plan/overview is fully complete and template and questions were answered following the required format.</li> <li>A good level of detail is given to the initial plan.</li> <li>Initial plan is error free from grammatical and punctuation errors.</li> </ul>	<ul style="list-style-type: none"> <li>Initial plan/overview is mostly complete and template and questions were answered following the required format.</li> <li>A moderate level of detail is given to the initial plan.</li> <li>Initial plan is mostly error free from grammatical and punctuation error.</li> </ul>	<ul style="list-style-type: none"> <li>Initial plan/overview is not fully complete and doesn't follow the required format.</li> <li>A weak and skeletal level of detail is given to the initial plan.</li> <li>Initial plan contains many grammatical and punctuation errors.</li> </ul>

**Peer Review of Professional Development Handout [Week 4] 15 points**

**Peer Review of Word Study Lesson Plan (Week 3):** Follow the criteria for the draft of the professional development handout. Submit your work for peer feedback by Thursday of Week 3, October 13 (11:59 pm, CST). Post comments to five or more peers by Sunday, October 16, 2016. The draft handout must be complete—that is all aspects of the final professional development handout must be complete to get full



LIST 5373: Foundations of Literacy Learning in EC-6 Classrooms Syllabus Fall 2016  
**Accelerated Online Program** The University of Texas at Arlington

credit for the posting of the draft (up to 10 points). Five comments must be posted to peers to get full credit for the peer review aspect. Comments to peers must be substantive and offer detailed feedback. Superficial feedback will lose points.

**Grading Criteria for Peer Review of Professional Development Handout**

1. Posting of complete handout (meets all criteria for the final handout): **10 points possible**
2. Comments/feedback to five or more peers: **5 points possible**

**15 total points possible**

**The rubric for grading this assignment will be posted on Blackboard and sent via UTA email. Use the criteria for the final handout to complete your draft. Your draft must be a complete version of the handout!**

**FINAL Word Study Lesson Plan. Rubrics and guidelines are below and on Blackboard. Use the required template on Blackboard. [Week 5] (25 points)**

Create a phonics lesson for a beginning reader or small group of beginning readers. Implementing the lesson with an actual student(s) is *not* required. Use the provided template to guide you. The template to be used is on Blackboard.

Reading the Smith and Read chapter very carefully will be crucial to completing this assignment! Be sure you have read this chapter closely

**PLEASE READ THE FOLLOWING CHAPTER BEFORE BEGINNING THIS ASSIGNMENT!**

Smith, J.A. & Read, S. (2009). *Early literacy instruction: Teaching reading and writing in today's primary grades*. Boston: Pearson. [chapter 5: pp. 101-132]. **Link to e-reserve reading will be posted on Blackboard and sent via UTA email.**

You can assume your beginning reader is in first grade, or is a reader in 2nd-6th grade who needs a reading "boost" or some reading intervention. Use resources from the *Self-Paced Phonics* book and other resources from within the course, including the E-Reserve reading (Smith & Read). Your plan should also include a brief pre and post assessment component. Aim for hands-on components to your lesson.

To access the e-reserve chapter, you will need to login with your NetID and password. This is the same NetID and password you use when you log in to Blackboard, MyMav, the UTA library, etc. If you are having issues with your UTA NetID, please see: <https://webapps.uta.edu/oit/selfservice/> You can also contact the help desk about your NetID at: [helpdesk@uta.edu](mailto:helpdesk@uta.edu) · [Work Order](#) · 817-272-2208

**First, pick a single word study focus.** You can pull an idea from the Dow and Baer text (phonics textbook), or one of the skills below. Be sure the skill aligns with the state standards (e.g., in Texas it is the English Language Arts TEKS) or with your own state's standards for phonics/word study, e.g. Common Core State Standards or other state standard. This plan would be for a student who is in grades 1-6, but I suggest aiming for grades 1-3.

**Examples of possible word study focus (pick one):**

- short vowel sounds (e.g., CVC words)
- consonant digraphs (select a specific patterns to focus on across the lesson)

LIST 5373: Foundations of Literacy Learning in EC-6 Classrooms Syllabus Fall 2016  
**Accelerated Online Program** The University of Texas at Arlington

- vowel digraphs (select a specific pattern to focus on)
- consonant blend (select a specific pattern to focus on)
- syllabication (select a rule to focus on)
- structural analysis (using morphemes to decode reading with prefixes and suffixes; also using morphemes to unlock word meaning)
- other possible topic from the Bow and Daer, the Smith and Read reading or from the course readings.

The **plan** should include the following components. Use the required template. The template will be posted on Blackboard.

1) **Lesson objectives and state standards** (TEKS if you are in Texas), list of materials used, and overall rationale for the lesson. Use the C-ABC format for writing lesson plans. See *the Lesson Plan Tutorial* for a review and tips on writing objectives.

2) **A simple phonics pre-assessment tool (e.g., phonics screener)**. Examples include: a running record, spelling test, or phonics screener. Include the actual assessment tool, if possible, or a link to it. Quick phonics screeners or a simple spelling test are overall good tools.

#### Lesson Sequence

**One phonics mini-lesson.** This lesson should be hands-on and include modeling, guided practice, and independent practice. The independent practice might be heavily supported, e.g., partner work or a continuation of guided practice. Lesson should follow the required template. **Samples will be provided and information in the Smith and Read (2009) E-Reserve reading will be especially helpful. Use the provided template!**

Scaffolding should suggest review while introducing another set of words from within that focus. The lesson should have a *hands-on focus* (E.g., pick one or more for each lesson: word sorts, dictation on white boards, making words with magnetic letters, etc.). I will provide links to websites that have supporting materials for finding word cards, word sort ideas and cards, etc. Also, be on the lookout for good interactive phonics websites (e.g., Starfall.com) and also new mobile apps that can be used with mobile technology tools to enable phonics and literacy learning on the go! There are a lot of free apps out there! I strongly encourage technology integration within your lesson.

**4A simple phonics post-assessment tool to show growth.** This can be somewhat informal **and can also be the same assessment tool as the pre-assessment**. Examples include: a running record with text that contains the phonics pattern (if you are familiar with this tool), fluency check, spelling test, or phonics screener. The post-assessment can be the same measurement tool as the pre-assessment.

5) **Digital Resources:** A list of at least three websites and/or mobile apps (e.g., for a tablet or iPod/iPad/other mobile device). Include 1-2 sentences describing the benefit of the mobile app and how it might be used to enhance this phonics skill. Aim for “Free” apps, if possible. Resources for this part of the assignment will be on Blackboard.

6) **List of references (APA style)**

**The template and the rubric for this assignment will be posted on Blackboard and sent via UTA email.**

### Peer Review of Word Study Lesson Plan [Week 3]

Follow the criteria for the draft of the professional development handout. Submit your work for peer feedback by Thursday of Week 3, October 13 (11:59 pm, CST). Post comments to five or more peers by

LIST 5373: Foundations of Literacy Learning in EC-6 Classrooms Syllabus Fall 2016  
**Accelerated Online Program** The University of Texas at Arlington

Sunday, October 16, 2016. (10 points for posting; 5 points for peer review). The draft word study lesson plan must be complete—that is all aspects of the final word study lesson plan must be complete to get full credit for the posting of the draft (up to 10 points). Five or more comments must be posted to peers to get full credit for the peer review aspect. Comments to peers must be substantive and offer detailed feedback. Superficial feedback will lose points.

**Grading Criteria for Peer Review of Professional Development Handout**

1. Posting of complete handout (meets all criteria for the final handout): **10 points possible**
2. Comments/feedback to five or more peers: **5 points possible**

**15 total points possible**

**The rubric for grading this assignment will be posted on Blackboard and sent via UTA email. Use the template for the final plan to complete your draft. Your draft must be a complete version of the plan!**

**Optional Extra Credit Webinars (5 webinars X 2 points each for a post-webinar reflection)**

(Webinars are Tuesdays, 7:00-7:45 pm, CST). All webinars are recorded.

**Optional Extra Credit: Five optional webinars.** \*Attend the live webinar **or view the recording**. Post-webinar reflections must be posted by October 29 (11:59 pm, CST) to Blackboard (using the required template) to earn up to 2 extra credit points per webinar reflection. A total of five webinars will take place in the course. Potentially, a maximum of 10 extra credit points can be earned. The reflections for the webinars can be submitted anytime during the semester, but the final deadline to submit extra credit webinar reflections is **Saturday, October 29, 2016 (11:59 pm, CST)**.

The purpose of the optional extra credit webinars is to allow you to have a more interactive “real-time” learning opportunity with the professor and with other students.

Each of the five optional extra credit webinar sessions will be about 45 minutes in length and will take place on Blackboard using Blackboard Collaborate. The purpose of the webinars is to allow you to ask questions, seek guidance, share ideas, and otherwise dialogue with the professor in a real-time format. **I will focus primarily on the two main course assignments during these video sessions: the word study lesson plan and the final professional development handout.** We will also discuss some key ideas from the readings within the webinars. I will also demonstrate teaching techniques.

**If you cannot attend the webinar(s), you can watch the recording(s) on Blackboard.**

The name of the webinar videoconference tool we will use is **Blackboard Captivate (Ultra version)** and it is located **within Blackboard**. Directions for accessing the Webinar will be posted to Blackboard as well as directions for accessing the recording of each webinar. You can practice accessing the webinar prior to the webinar sessions.

**WEBINAR SCHEDULE:** Please see the scheduled webinars in the course calendar. *Note, the instructor lives in Central Standard Time and times listed are CST. Please adjust for your time zone!*

After each webinar experience, you will complete a post-webinar written reflection. I encourage you to submit the reflection as soon as possible following the live webinar or your viewing of the recording.

LIST 5373: Foundations of Literacy Learning in EC-6 Classrooms Syllabus Fall 2016  
**Accelerated Online Program** The University of Texas at Arlington

**Optional Extra Credit Webinars.** There are five optional extra credit webinars. All webinars will be recorded:

**Tech support (24/7) for the videoconference:**

**If you are having trouble logging in to the sessions**

**1 (877) 382-2293 (Blackboard Collaborate) Collaborate tech support portal:** <http://bit.ly/MnOyMq>

Following each webinar video session, you will do a brief reflection to submit to Blackboard. These reflections will be scored holistically, and evaluated for length, timeliness of submission, and depth of reflection. The template is posted on Blackboard and will be sent via UTA email, as well. It is also below. *The reflections for the webinars can be submitted anytime during the semester, but the final deadline to submit extra credit webinar reflections is **Saturday, October 29, 2016 (11:59 pm, CST).***

**Post-Webinar Reflection Form (2 points each reflection)**

Your Name:

Webinar Session # and Date:

Topic(s) of Webinar (briefly stated):

Did you attend the Live Webinar or Recording?

Topic of Session: (e.g. Mentor Text Unit):

After each webinar session, write a *one page* (**single-spaced**; 12 font, standard margins) reflection. Your webinar reflection must be a *full page* (single-spaced)! Use the required format. Respond to all three questions. Please include the questions in your response and write your answer below each question. *If you watched the recording, for question #3, you can include your process for taking notes while viewing the recording, if you looked up any info on Google, etc.*

1. What did you learn during the webinar (recap and summarize)?
2. What specific resources did you learn about during the webinar that will be beneficial and how can you use them?
3. Describe your level of participation in the webinar session and your level of understanding of the key course topics.

**APPENDICES:**

**Textbook(s) and Materials: TK20 Requirement**

The College of Education and Health Professions is pleased to announce the adoption of Tk20, a comprehensive data management system that will provide us with powerful tools to manage our growth and streamline our processes to enable us to meet your needs more efficiently and effectively. As with other course materials, you will need to subscribe to the program for a one-time only, non-refundable cost of \$100. You may purchase your subscription online from a link provided on the system's Web site or from the UT Arlington Bookstore as you would a textbook or other course materials. Please see the letter from Dean Gerlach and visit <http://www.uta.edu/coehp/tk20> for more information.

*The mission of The University of Texas at Arlington is to pursue knowledge, truth and excellence in a student-centered academic community characterized by shared values, unity of purpose, diversity of opinion, mutual respect and social responsibility. The University is committed to lifelong learning through its academic and continuing education programs, to discovering new knowledge through research and to enhancing its position as a comprehensive educational institution with bachelor's, master's, doctoral and non-degree continuing education programs.*

**University of Texas at Arlington  
College of Education**

### **Conceptual Framework**

The conceptual framework of the UT Arlington College of Education was developed collaboratively and has evolved over time. Following the identification of a set of core values held by all involved in the preparation of candidates enrolled in the College, members of the University, PK-12 districts, higher education institutions, and area business and foundation communities worked together to develop a shared vision for education.

All activities in the College are guided by the premise that we are Partners for the Future, committed to fostering critical, creative thinkers prepared to engage meaningfully in a dynamic society. This premise is characterized and distinguished by three core values: Professionalism, Knowledge, and Leadership. Research, Diversity, and Technology are themes woven throughout each core value. The College mission, core values, and themes serve as the coherent thread running through all professional programs, guiding the systematic design and delivery of clinical/field experiences, course curricula, assessments, and evaluation. The Conceptual Framework consists of six interrelated and interacting components, which are viewed as essential contexts for the shaping of informed, skilled, and responsible partners:

- The first core value, **Professionalism**, represents the contention that candidates develop an expertise and specialized knowledge of their field. A high quality of work, standard of professional ethics and behaviors, as well as work morale and motivation are all necessary factors of a developed interest and desire to excel in job performance.
- The second core value, **Knowledge**, represents candidate theoretical or practical understanding of a subject. In today's world, candidate knowledge includes not only academic content mastery, but also skills such as critical thinking, communication, technology literacy, and collaboration, each required for success in college, life, and career.
- The third core value, **Leadership**, represents candidate ability to organize, assist, and support others in the achievement of a common task. Candidates develop and refine their leadership skills within the context of their interactions with PK-20 students, curricula, faculty, and other professionals. The additional three components of the model, Research, Diversity, and Technology, represent themes woven into the core values:
  - **Research** encompasses the investigation of ideas and theories with the purpose of discovering, interpreting, and developing new systems, methods, and support for knowledge, behaviors, and attitudes.
  - **Diversity** is an indispensable component of academic excellence. A commitment to diversity means a dedication to the inclusion, welcome, and support of individuals from all groups, encompassing the various characteristics of persons in our community such as race, ethnicity, national origin, gender, age, socioeconomic background, religion, sexual orientation, and disability.
  - **Technology** is emphasized throughout all programs and is used to support and improve content delivery and student learning.

All components lead to the achievement of one goal—the development of informed and responsible Partners for the Future—who are committed to fostering analytical, innovative thinkers prepared to engage meaningfully in a dynamic society.

#### **Conceptual Framework:**

*The work of the College of Education is grounded in constructivism as a theory of teaching and learning and is done in a spirit of expectation that all involved in the College of Education, whether candidate, faculty or administrator, will hold the following as important: Excellence, Student-Centered Environments, Research, Collaboration, Diversity, Technology, Field Experiences and Life-Long Learning. Partners for*



LIST 5373: Foundations of Literacy Learning in EC-6 Classrooms Syllabus Fall 2016  
**Accelerated Online Program** The University of Texas at Arlington

*the Future serves as the theme of the College of Education and epitomizes the understanding that it takes a village of partners to insure the future of education for all*

**PROFESSIONAL DISPOSITIONS STATEMENT** (Approved by Teacher Education Council, 2-7-2012)  
*The following statement on Professional Dispositions will appear in the Undergraduate and Graduate Catalogs and in all relevant documentation.*

Each student/candidate in the College of Education and Health Professions of UT Arlington will be evaluated on Professional Dispositions by faculty and staff. These dispositions have been identified as essential for a highly-qualified professional. Instructors and program directors will work with students/candidates rated as “unacceptable” in one or more stated criteria. The student/candidate will have an opportunity to develop a plan to remediate any digressions.

**Course Learning Goals/ Course Objectives**

The student will:

- Consider the meanings of living a literate life and the roles literacy plays in his/her own life.
- Define the terms literacy, illiteracy, and aliteracy, and become familiar with the consequences of illiteracy as well as the benefits of literacy.
- Gain knowledge of ways to incorporate his/her own reading lives into his/her instruction.
- Become familiar with the IRA position statement on Excellent Reading

Teachers.

- Gain knowledge of ways to learn about students' reading lives and incorporate these into instruction.
- Consider issues of power related to literacy.
- Reflect upon his/her experiences with and beliefs about learning to read and his/her implicit theories of reading.
- Investigate theories of learning and their implications for reading instruction.
- Investigate theories of literacy learning.
- Define reading.
- Begin to develop an explicit theory of literacy learning.
- Gain familiarity with the concept of reading as a strategic process.
- Identify cueing systems and cross-checking strategies proficient readers use.
- Investigate decoding and comprehension strategies used by proficient readers.
- Articulate his/her goals for reading instruction.
- Develop an understanding of environmental print by participating in activities to enhance his/her own awareness of the forms and functions of print and to use as models for instruction in the elementary classroom.
- Increase understanding of the relationship between symbolic play and learning to read.
- Consider practical, research-based suggestions for creating a print-rich classroom environment.
- Demonstrate knowledge of concepts about print in the English language.
- Gain awareness of how a variety of forms and functions of print enhance children's learning of the reading and writing processes.
- Develop an understanding of the alphabetic system of the English language and define key terms related to this system.
- Explore the roles of phonemic awareness, phonics, and fluency in the reading and writing processes.
- Learn instructional strategies for increasing students' abilities in phonemic awareness, phonics, and fluency.
- Understand the relationship between spoken language, reading, and writing.
- Explore the relationship between vocabulary and comprehension.
- Develop an awareness of metacognitive strategies that enhance reading comprehension.
- Learn metacognitive strategies for increasing students' comprehension of reading.
- Explore various definitions of balanced literacy.
- Develop an awareness of instructional components that make up a balanced program of reading and writing.

LIST 5373: Foundations of Literacy Learning in EC-6 Classrooms Syllabus Fall 2016  
**Accelerated Online Program** The University of Texas at Arlington

- Consider possible ways to design and schedule a balanced literacy program.
- Understand the characteristics of effective literacy assessment.
- Become familiar with a variety of methods for assessing reading and writing.
- Understand how assessment fits into a balanced literacy program.
- Become familiar with trends and issues in current literacy instruction.
- Synthesize information presented throughout the course.

**LIST 5373 Alignment of Outcomes, Assignments, Standards**

<b>LEARNING OUTCOMES</b> The learner:	<b>Assignments /</b> <b>Assessments</b>	<b>National</b> <b>Standards</b>	<b>TEXES</b> <b>Domains /</b> <b>Competencies</b>
<p><b>Content Knowledge</b>  <b>IRA Standard 1: Foundational Knowledge: 1.4</b> Demonstrate knowledge of the major components of reading (phonemic awareness, word identification and phonics, vocabulary and background knowledge, fluency, comprehension strategies, and motivation) and how they are integrated in fluent reading.</p> <p><b>TEXES Reading Specialist Competency 001 (Oral Language)</b>  The reading specialist understands and applies knowledge of oral language development, relationships between oral language development and the development of reading skills, and instructional methods that promote students' oral language development at the levels of early childhood through grade 12.</p> <p><b>TEXES Reading Specialist Competency 002 (Phonological and Phonemic Awareness)</b>  The reading specialist understands and applies knowledge of phonological and phonemic awareness, relationships between phonological and phonemic awareness and the development of reading competence, and instructional methods that promote students' phonological and phonemic awareness at the levels of early childhood through grade 12.</p> <p><b>TEXES Reading Specialist Competency 003 (Concepts of Print and the Alphabetic Principle)</b> The reading specialist understands concepts of print and the alphabetic principle and applies knowledge of instructional methods that promote students' reading acquisition at the levels of early childhood through grade 12.</p> <p><b>TEXES Reading Specialist Competency 004 (Word Identification)</b>  The reading specialist understands and applies knowledge of word identification skills and strategies and instructional</p>	<p>Reading Response and Replies  Word Study Lesson Lesson Plan.  Reading Improvement Handout</p>	<p>IRA 1.1-1.4</p>	<p>TEXES Reading Specialist  Domain I,  Competency 001-008,  Domain IV, 013</p>

LIST 5373: Foundations of Literacy Learning in EC-6 Classrooms Syllabus Fall 2016  
**Accelerated Online Program** The University of Texas at Arlington

<p>methods that promote students' reading competence at the levels of early childhood through grade 12.</p> <p><b>TEXES Reading Specialist Competency 006 (Comprehension)</b> The reading specialist understands and applies knowledge of reading comprehension and instructional methods that promote student levels of early childhood through grade 12.</p> <p><b>IRA Standard 4: Creating a Literate Environment</b></p> <p>4.1 Use students' interests, reading abilities, and backgrounds as foundations for the reading and writing program.</p> <p><b>TEXES Reading Specialist Competency 009 (Assessment)</b></p> <p>The reading specialist understands and applies knowledge of assessment instruments and procedures used to monitor and evaluate student progress in reading and to guide instructional decision-making at the levels of early childhood through grade 12.</p>			
<p><b>Pedagogical Knowledge &amp; Skills—Instruction</b></p> <p>IRA 2.1 Use instructional grouping options (individual, small group, whole class, and computer based) as appropriate for accomplishing given purposes.</p> <p>IRA 2.2 Use a wide range of instructional practices, approaches, and methods, including technology-based practices, for learners at differing stages of development and from differing cultural and linguistic backgrounds.</p> <p>IRA 2.3 Use a wide range of curriculum materials in effective reading instruction for learners at different stages of reading and writing development and from different cultural and linguistic backgrounds.</p> <p>IRA 3.1 Use a wide range of assessment tools and practices that range from individual and group standardized tests to individual and group informal classroom assessment strategies, including technology-based assessment tools.</p> <p>IRA 3.2 Place students along a developmental continuum and identify students' proficiencies and difficulties.</p> <p>IRA 3.3 Use assessment information to plan, evaluate, and revise effective instruction that meets the needs of all students, including those at different developmental stages and those from different cultural and linguistic backgrounds.</p> <p>IRA 3.4 Communicate results of assessments to specific individuals</p>	<p>Reading Response and Replies</p> <p>Reading Improvement Handout</p> <p>Word Study Lesson Unit</p>	<p>IRA 2.1-4.4</p>	<p>TEXES Reading Specialist Domain I, Competency 001-008, Domain II, Competency 009-010, Domain III Competency 011-012, Domain IV Competency 013-014</p>

LIST 5373: Foundations of Literacy Learning in EC-6 Classrooms Syllabus Fall 2016  
**Accelerated Online Program** The University of Texas at Arlington

(students, parents, caregivers, colleagues, administrators, policymakers, policy officials, community, etc.). IRA 4.1 Use students' interests, reading abilities, and backgrounds as foundations for the reading and writing program. IRA 4.2 Use a large supply of books, technology-based information, and nonprint materials representing multiple levels, broad interests, and cultural, and linguistic backgrounds. IRA 4.3 Model reading and writing enthusiastically as valued lifelong learners. IRA 4.4 Motivate learners to be lifelong learners.			
<b>Dispositions</b> IRA 5.1 Display positive dispositions related to reading and the teaching of reading. IRA 5.2 Continue to pursue the development of professional knowledge and dispositions.	Reading Response, Replies & Assessment Reading Improvement Handout	IRA 5.1-5.4	TEXES Reading Specialist Domain IV, Competency 014

**National Standards:**

**International Reading Association, Reading Specialist Standards**

- **Standard 1: Foundational Knowledge:** Candidates have knowledge of the foundations of reading and writing processes and instruction.
- **Standard 2: Instructional Strategies & Curriculum Materials:** Candidates use a wide range of instructional practices, approaches, methods, and curriculum materials to support reading and writing instruction.
- **Standard 3: Assessment, Diagnosis, & Evaluation:** Candidates use a variety of assessment tools and practices to plan and evaluate effective reading instruction.
- **Standard 4: Creating a Literate Environment:** Candidates create a literate environment that fosters reading and writing by integrating foundational knowledge, use of instructional practices, approaches and methods, curriculum materials, and the appropriate use of assessments.
- **Standard 5: Professional Development:** Candidates view professional development as a career-long effort and responsibility.

**State Domains and Competencies:**

**TEXES Reading Specialist Domains & Competencies**

Domain I: Instruction and Assessment: Components of Literacy (approximately 57% of the test) including

- Competency 001 Oral Language
- Competency 002 Phonological and Phonemic Awareness
- Competency 003 Concepts of Print and the Alphabetic Principle
- Competency 004 Word Identification
- Competency 005 Fluency
- Competency 006 Comprehension
- Competency 007 Vocabulary Development

Domain II Instruction and Assessment: Resources and Procedures (approximately 14% of the test) including

- Competency 009 Assessment
- Competency 010 Instructional Methods and Resources

Domain III Meeting the Needs of Individual Students (approximately 14% of the test) including

- Competency 012 Instruction for Students with Reading Difficulties, Dyslexia, and Reading Disabilities
- Domain IV Professional Knowledge and Leadership (approximately 14% of the test) including
- Competency 013 Theoretical Foundations and Research-Based Curriculum

LIST 5373: Foundations of Literacy Learning in EC-6 Classrooms Syllabus Fall 2016  
**Accelerated Online Program** The University of Texas at Arlington

Competency 014 Collaboration, Communication, and Professional Development