

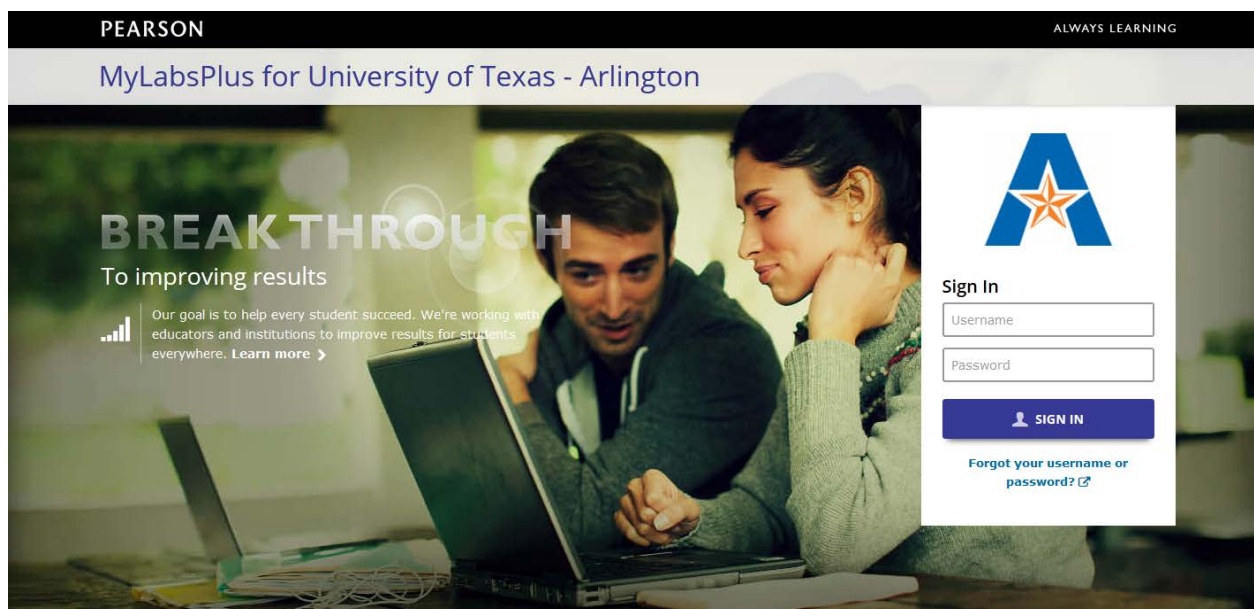


**Before you get started in your course, be sure you have the following:**

- Your **UTA email** address. Please verify that you can access this account.
- The **access code** you purchased from the bookstore with your workbook/textbook.
  - The access code may be purchased directly from the site using a credit card.
    - The direct buy option will give you access to an E-book.
  - A temporary access code is available only for those awaiting financial aid.

### Getting Started:

1. Go to the UTA MyLabsPlus campus: <http://uta.mylabsplus.com>.



2. Enter your username (this is your **NetID** and will be the same username that you used to access blackboard). Then click on the "Forgot your username or password?" link.


- You will receive an email through your UTA email address that provides a link to set your initial password.
- Login using that information.



Sign In

Username

Password

 SIGN IN

**Forgot your username or password?** [↗](#)

- Upon logging in, you will then be prompted to select a few security questions and answers. You can also change your password at any time within your account.

### University of Texas - Arlington Additional Security

As an added level of security for identity verification, please choose three of the security questions below and provide answers for them, as well as an email address that will be used if you need to change your password in the future.

**Security Questions**

Select your preferred questions from the drop down menu and type in your answers. These questions and answers may be used to verify your identity in the future.

Question 1

Answer 1

Question 2

Answer 2

Question 3

Answer 3

**Password Reset Email Address**

Please enter an email address that will be used to receive your password reset information.

Email Address

WARNING: If you skip this step you will continue to be reminded each time you log in until completed. You may also enter this information on your User Profile Page.

- After completing the security profile, click on the name of your course in the course list.
  - If your course name does not appear, contact the program administrator (Shanna Banda, Learning Resource Director at sbanda@uta.edu).*
- The screen below is an example of what your home page may look like. Click on the homework tab to the left or any learning aid link within the course. You will first be prompted with the License Agreement and Privacy Policy page. Click **I Accept** once you have read the terms of use.

modify

Course Home

College Algebra 088/089 Online F13 - Ellington/Campbell

Course Home

Temporary Access

Video Lectures

Course Documents

Homework

Quizzes & Tests

Study Plan

Calendar

Gradebook

Chapter Contents

Tools for Success

Multimedia Library - Contains eBook

Pearson Tutor Services

Upcoming Assignments...

Next Study Plan objective: Understand sets and subsets.

Announcements

View All Announcements

Welcome to MyMathLab

To get started, run [Browser Check](#) to make sure you can view course materials.

View [How to Enter Answers](#) to learn about entering answers with math notation.

Need extra help? Go to [Pearson Tutor Services](#) for detailed, personalized assistance.

Visit the [Study Plan](#) to practice and master personalized recommendations from the Knewton Adaptive Learning Engine.

My Results

Overall Score

No Results Yet 0%

Course Timeline

100%

80%

No assignments submitted yet. Do assigned work to raise your score!

8/21/13 Date Submitted 12/5/13

My Progress

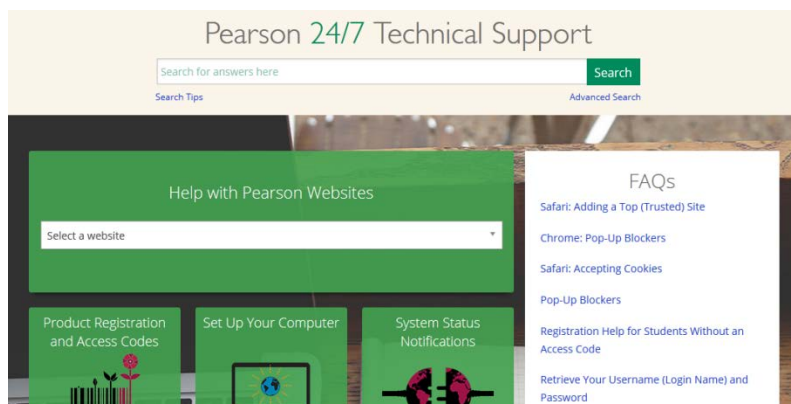
Homework % Submitted

0/34

6. You will be prompted to enter your access code or purchase online. To enter your access code, select the Access Code option, enter your code, and click Next.
- If you prefer to purchase online using a credit card, select the Buy Now option and click the product link to complete your purchase.
  - Once you have successfully entered your access code or completed an online purchase, you will receive a confirmation page and you can continue working.
  - There is a 14 day temporary access code for those with pending financial aid. Once the 14 days expire, you will need to enter an official access code either purchased through the bookstore or with a credit card. To use the temporary access, select the Pay Later option.

### Technical Support:

If you need technical support, please select the Help and Support link on the bottom of the main UTA MyLabsPlus website. You will find several self-service support articles and information about how you can contact Pearson's 24/7 MyLabsPlus support team.



- There is a “contact us” link above the search option. The link will take you to a page where you can choose to chat or call.
- The search option will allow you to quickly find solutions to common questions.
- You may also find the FAQ links to be helpful.

If you need technical support from within the course, please select the Help & Support tab to the right of your screen or enter the following URL:



[http://help.pearsoncmg.com/mlp/mlp\\_instr/mlp\\_msl\\_instr\\_help\\_support\\_bridge.html](http://help.pearsoncmg.com/mlp/mlp_instr/mlp_msl_instr_help_support_bridge.html)

You will find additional self-service support articles and more information about how to navigate through this course.

**We also have a priority hotline for UTA students. Please call 1-855-875-1797.**

**VERY IMPORTANT:** If you are using your own computer for this course, you need to run the **Browser Check** to make sure you have everything you need to work in your course. The browser check link can be found on your MLP course home page, next to the miniature picture of the textbook for your course.

**Note: Please use Chrome or Firefox for your browser. It is not recommended to use Internet Explorer or Safari.**