

IMPORTANT NOTICE ABOUT COURSE MATERIALS

* **SPAN 1441 students** are required to purchase the **10th edition** of the textbook **Puntos de partida**.

* **Previous editions** of this textbook are **NOT** valid for this course under any circumstance.

* **This textbook is sold in the UTA Bookstore** (400 S Pecan St, Arlington, TX 76010).




* The new edition of **Puntos de partida** is divided into 3 separate books which are custom editions for the University of Texas at Arlington. They correspond to **Span 1441**, **Span 1442**, and **Span 2313**.

* If you take all of the above levels of Spanish, you will purchase a book for each semester that contains only the chapters studied in that level. (NOTE: The exact same materials are also used for online classes for these levels.)

SPAN 1441 = Chapters 1-6

SPAN 1442 = Chapters 7-11

SPAN 2313 = Chapters 12-18



**PRICE of Course bundle
includes registration code
for 24-month access to Connect
online material***



* The custom edition for **Span 1441** is sold as a "bundle" and costs more than the other 2 books because it also includes an insert card with your registration code that gives you 24-month access to the web platform "Connect" which contains all of your coursework. For the following 2 courses (see above) you will ***not*** have to pay for Connect.

* **Your coursework on Connect is incorporated into Blackboard.** AFTER you purchase the bundle with the textbook and access/registration code, follow the instructions in the special registration file which explains how to register and enter your access code on Blackboard. This registration file can be found on the Lower Level Spanish blog:

<http://lowerlevelspanish.wordpress.com>

Click on the tab that says "SPAN 1441 CAMPUS." **NOTE:** Please wait to hear from your instructor as to when Connect has been made available on Blackboard, as you will not be able to register there until it is.

* **Remember:** As explained in the registration instruction file, even though it is possible to purchase the access code to the online work on internet, **DO NOT DO THIS**. The reason is because the first textbook is **NOT** sold stand alone; it is only sold with the access code for online work. If you purchase the access code on internet, you will have to pay for it again when you buy your textbook.

— If you have any questions about this, please contact your instructor immediately. —

The University of Texas at Arlington - Department of Modern Languages

COURSE SYLLABUS

SPAN 1441 **MWF CLASSES** - Section No. 011 > 11-11:50 AM

SPRING 2019

Instructor: Yipsi Schulz Email: yipsi.schulz@uta.edu

Office Location: Trimble Hall (TH) 013 Office Hours: M-W – 1 – 2 PM or by appointment _ Tel. MODL Office: 817.272.3161

Classroom Location: PKH 109

Lower Level Spanish Student Blog: <http://lowerlevelspanish.wordpress.com>

GRADE DISTRIBUTION:


GRADING SCALE:

Examen Final (<i>Final Exam</i>)	25%	90 – 100	A
Examen Parcial (<i>Midterm Exam</i>)	20%	80 – 89	B
Exámenes de Capítulo (<i>Chapter Tests</i>)	20%	70 – 79	C
Mi Diario (<i>4 Writing Assignments</i>)	10%	60 – 69	D
Situaciones (<i>2 Oral Presentations</i>)	05%	59 and below	F
Participación (<i>Class Participation</i>)	05%		

Connect Online Components:

LearnSmart Vocabulary, Grammar Quizzes & GL	05%
Connect Preparaciones & Repaso	10%

REQUIRED COURSE MATERIALS:



◆ **TEXTBOOK:** Custom edition for SPAN 1441 of *Puntos de partida: An Invitation to Spanish*, **10th edition**. New York: McGraw Hill, © 2017. ISBN 978-1-25-995-864-9

NOTE: Previous editions are not valid.

◆ **ONLINE COMPONENT:** Access code to *Connect*. One-time purchase; good for 24 months for all Lower Level Courses using ***Puntos de partida* (1441, 1442, 2313)**. See notes on page 1.

OBJECTIVES

In Spanish 1441, the objective of the course is to develop skills in the areas of listening, reading, writing and speaking in the Spanish language. Emphasis is placed on creative oral practice of Spanish in the classroom to actively promote speaking proficiency. Mastery of grammar structures is highly emphasized for enhanced communication and comprehension.

PLACEMENT EXAM

Transfer students, students who have taken high school Spanish or have Spanish-speaking relatives are encouraged to take the UTA CLEP placement test. Neither the Department of Modern Languages nor the testing center has study aids for this test. Call the Counseling and Testing Center (817.272.3670) for details or visit Davis Hall 201.

STUDENT LEARNING OUTCOMES BY TEXTBOOK CHAPTERS

- **Chapter 1 - Ante todo:** Meet and greet others, describe yourself and others, count to 30, talk about likes and dislikes, tell time, get information by asking questions, know "ser, gustar, and hay" and some interrogative words.
- **Chapter 2 - En la universidad:** Talk about your university, discuss your courses and professors, talk about activities you do on campus. You should know articles, -ar verbs, "estar", negation, interrogative words.
- **Chapter 3 - La familia:** Describe friends and family, tell your age, identify a person's nationality, tell what belongs to you and others. You should know "ser", possessive adjectives, -er and -ir verbs, placement of adjectives.
- **Chapter 4 - De compras:** Discuss clothing, shopping, prices, point out people and things, discuss preferences, talk about the future. You should know demonstrative adjectives, stem-changing verbs, "tener" idioms, "ir + a + infinitive", contractions.
- **Chapter 5 - En casa:** Discuss routines, describe where you live. You should know reflexive pronouns.
- **Chapter 6 - Las estaciones y el tiempo:** Talk about the weather, point out where things are located, talk about what you are doing right now, describe personality traits and conditions, make comparisons. You should know prepositions of place, present progressive, ser vs. estar, structures used to form comparisons.

COURSE COMPONENTS

◆ **Midterm and Final Exams** (20% & 25% respectively)

The Midterm Exam and the Final Exam will be given only on the dates shown on the syllabus. You will be tested on Chapters 1, 2 and 3 for the Midterm. The Final Exam will emphasize Chapters 4, 5 and 6, but will contain some of the concepts presented in the first half, which are required for comprehension of topics presented later in the course. Reviews for these exams can be found on the Lower Level Spanish student blog: <http://lowerlevelspanish.wordpress.com>

◆ **Chapter Tests** (20%)

Chapter Tests are given for Chapters 1, 2, 4 and 5 on the dates shown on the syllabus. You will be tested over material from your online work, the textbook, and class activities. **The policy of the department is no make-ups.** If a student provides proper written documentation for an excused absence (only for serious extenuating circumstances) on the day of a Chapter Test, the score of the Midterm or Final (whichever corresponds to the missed Chapter Test) will also be used as the score for that test. Otherwise, missed tests are recorded as a grade of zero. Only students who provide an excuse on university letterhead or who miss a test due to active duty military obligations will be allowed to make up a missed test.

◆ **Writing Assignments: *Mi diario*** (10%)

For Chapters 1, 2, 4 and 5, students will complete a writing assignment, *Mi diario*, which is **due on the day of the corresponding chapter test**. It must be **printed** and submitted in the format indicated on the instruction sheet. **For this class, please attach instructions to each first draft.** It will be returned with corrections indicated using the ECCO (Error Correction Code). The final grade is based on the student's re-write using the ECCO corrections. **No credit is given for the original submission.** Instructions for content and format of each *Mi diario*, as well as the ECCO Correction Code, can all be found on the student blog. In the event of printer issues or an absence, email it to teacher by due date. **LATE Mi Diario WILL NOT BE ACCEPTED. NO EXEMPTIONS.**

◆ **Oral Presentations: *Situaciones I & II*** (5%)

There will be two in-class oral presentations called *Situaciones*. Both *Situaciones* topics will be provided by the instructor and announced several days before the presentation date. No note cards or other visual aids containing text are allowed: the presentation must be memorized or the student will not be allowed to present and will receive a zero for the assignment. Each will be presented in class on the day indicated on the syllabus. The grade for both *Situaciones* will be based on pronunciation, content, fluency, and mastery of vocabulary and structures studied in the course. See your course calendar for exact *Situaciones* presentation dates.

◆ **Participation** (5%)

Class participation will be assessed regularly throughout the semester (unannounced) and will be based on communicative activities carried out during class time. There will be a minimum of one class participation grade per chapter, although more participation grades may also be given at the discretion of the instructor. Students who are absent on the day of a class participation grade will receive a zero for participation on that day. Exemptions from class participation grades are only given to students who provide an excuse on university letterhead or who miss a class due to active duty military obligations.

Connect Online Components: LearnSmart & Preparaciones/Repaso (SEE ALSO INTRODUCTORY VIDEO LIST ON PAGE 7)

◆ **LearnSmart Vocabulary & Grammar Quizzes, plus Grammar Lesson Videos (GL)** (5%)

Each chapter requires students to complete a *LearnSmart* Vocabulary module and a *LearnSmart* Grammar module in *Connect*, the online course component. *LearnSmart* Vocabulary is usually due by midnight the day before each new chapter begins, except for the initial chapter. *LearnSmart* Grammar is usually due by midnight on the day before a chapter test. (See course calendar). Both the *LearnSmart* Vocabulary module and the *LearnSmart* Grammar module are considered to be quizzes for each chapter, and together are worth 5% of your grade as stated in Grade Distribution. Instructors may also choose to give their own quizzes during class time; if so, these quiz grades will also be factored into this category as a part of your grade. At the end of the semester, the 2 lowest quiz grades will be automatically dropped (whether they are *LearnSmart* or class quizzes) IF the student has not been reported to Student Conduct for any violations of the UTA Honor Code. See *Academic Integrity*. Grammar Lesson videos (GL) are assigned as graded homework (tarea) for this class ONLY.

◆ **Connect Preparaciones & Repaso** (10%)

Each chapter contains mandatory exercises to learn and review material: Connect *Preparaciones* (due in the early part of the chapter), and Connect *Repaso* (due towards the end of the chapter.) Students will be able to access answers to these exercises after the due date so that they can assess their errors before taking the Chapter Test, Midterm or Final Exam.

COURSE REQUIREMENTS FOR LOWER LEVEL SPANISH CLASSES

- A grade of “C” or better in Spanish 1441 is a prerequisite for Spanish 1442.
- Spanish 1441 is a pre-requisite for Spanish 1442, 2313, and 2314. If you are currently enrolled in any other lower level Spanish course, you will be dropped from the higher-level course.

COURSE EXPECTATIONS AND USE OF THE TARGET LANGUAGE IN THE CLASSROOM

- As per guidelines recommended by ACTFL (American Council on the Teaching of Foreign Languages), classes will be conducted using the target language as exclusively as possible (**90% plus**) at all levels of instruction during instructional time. Students are expected to communicate in the target language at all times to the best of their ability.
- Note that for every credit hour earned, a student should spend 3 hours per week working outside of class. This includes online work, writing assignments, homework, etc.

LATE REGISTRATION / CENSUS DATE / DROP POLICY

Students may drop or swap (adding and dropping a class concurrently) classes through self-service in MyMav from the beginning of the registration period through the **late registration period** which **ends on January 17th**. Students are required to make any course changes by **the census date, Jan. 30th**. No transfers of courses or classes will be made after that date. After the late registration period, students must see their academic advisor to drop a class or withdraw. Undeclared students must see an advisor in the University Advising Center. It is the student's responsibility to officially withdraw if they do not plan to attend after registering. Students will not be automatically dropped for non-attendance. **The last day to drop is Friday, Mar. 29th**. Repayment of certain types of financial aid administered through the University may be required as the result of dropping classes or withdrawing. For more information, contact the Office of Financial Aid and Scholarships on this link: <http://www.uta.edu/ses/fao>

STUDENT FEEDBACK SURVEY

At the end of each term, students enrolled in classes categorized as lecture, seminar, or laboratory shall be directed to complete a Student Feedback Survey (SFS). Instructions on how to access the SFS for this course will be sent directly to each student through MavMail approximately 10 days before the end of the term. Each student's feedback enters the SFS database anonymously and is aggregated with that of other students enrolled in the course. UT Arlington's effort to solicit, gather, tabulate, and publish student feedback is required by state law; students are strongly urged to participate. For more information, visit: <http://www.uta.edu/sfs>

ACADEMIC INTEGRITY

All students enrolled in this course are expected to adhere to the UT Arlington Honor Code as follows:

"I pledge, on my honor, to uphold UT Arlington's tradition of academic integrity, a tradition that values hard work and honest effort in the pursuit of academic excellence. I promise that I will submit only work that I personally create or contribute to group collaborations, and I will appropriately reference any work from other sources. I will follow the highest standards of integrity and uphold the spirit of the Honor Code."

It is the philosophy of UTA that academic dishonesty is a completely unacceptable mode of conduct and will not be tolerated in any form. All persons involved in academic dishonesty will be disciplined in accordance with University regulations and procedures. Discipline may include suspension or expulsion from the University. "Scholastic dishonesty includes but is not limited to cheating, plagiarism, collusion, the submission for credit of any work or materials that are attributable in whole or in part to another person, taking an examination for another person, any act designed to give unfair advantage to a student or the attempt to commit such act." Collusion is defined as collaborating with another, without authorization, when preparing an assignment. (Regents' Rules and Regulations, Series 50101, Section 2.2).

♦ Specific Department Policy Regarding Academic Integrity

The use of online translators, however limited, is included in the definition of scholastic dishonesty and is strictly forbidden. Any help obtained from another person on work submitted for a grade, or any help given to another student for the same, including but not limited to composing text, proof-reading, correcting or editing, is considered collusion and will also be reported as cheating. If a student has any doubts whatsoever as to what constitutes any form of scholastic dishonesty, s/he should consult the course instructor before submitting work which is subject to the aforementioned rules. Instructors *may* issue a preliminary warning for a first-time offense, but they are under no obligation to do so before reporting students directly to the Office of Student Conduct. N.B.: Students reported to Student Conduct for academic dishonesty will not qualify for dropping the 2 lowest quiz grades, regardless of the final adjudication in the case.

AMERICANS WITH DISABILITIES ACT

The University of Texas at Arlington is on record as being committed to both the spirit and letter of all federal equal opportunity legislation, including the *Americans with Disabilities Act (ADA)*. All instructors at UT Arlington are required by law to provide "reasonable accommodations" to students with disabilities, so as not to discriminate on the basis of that disability. Any student requiring an accommodation for this course must provide the instructor with official documentation in the form of a letter certified by the staff in the Office for Students with Disabilities, University Hall 102. Only those students who have officially documented a need for an accommodation will have their request honored. Information regarding diagnostic criteria and policies for obtaining disability-based academic accommodations can be found at www.uta.edu/disability or by calling the Office for Students with Disabilities at (817) 272-3364.

◆ Note to students registered with the Office for Students with Disabilities

Students who are granted special testing accommodation must present their letter of accommodation from the OSD to their instructor immediately. If their letter permits accommodation in the ARC (Adaptive Resource Center), they will be expected to make a decision as to whether they wish to use this accommodation or not, and which assessments they will use it for if so (quizzes, tests, exams, in-class compositions, etc.), by signing the department declaration of preferred testing. All chapter tests/quizzes/in-class essays must be scheduled one calendar week in advance of the testing date on the syllabus. Midterm & Final Exams must be scheduled two calendar weeks in advance of the testing date on the syllabus. Students failing to schedule testing in the ARC within this stipulated time frame will be expected to take their assessment (test, exam, etc.) in the classroom and within the standard time allowed for the class. Students who do not wish to use their testing accommodation(s) in the ARC must adhere to the same conditions for testing as all other students, as per the policies of the Department of Modern Languages. Students who have renounced the use of testing accommodation in the ARC may, at a later date, begin using their testing accommodations as long as they sign another statement which reflects their current testing preference.

N.B.:

(a) At least one week's notice must be given if a student previously testing in the classroom decides to begin using testing accommodation in the ARC in order to allow time for scheduling of tests and timely delivery of materials to the ARC by the instructor; (b) no testing accommodation will be provided if the student does not present official documentation from the Office for Students with Disabilities.

E-CULTURE POLICY AND E-MAIL USE

- **All e-mail correspondence to your instructor must originate from your UTA email account.**
EMAIL ORIGINATING FROM ANY OTHER ACCOUNT WILL BE IGNORED.
- **When communicating with faculty by e-mail, it is important that students keep the following in mind:**
 - 1) Be courteous: always use salutations and signatures. N.B.: "Sent from my iPhone" (or similar) is not acceptable as a signature and is considered to be disrespectful.
 - 2) For serious matters, use emails to facilitate a mutually agreeable time to meet. Email should not be used to avoid or replace personal interaction.
 - 3) Never use email to vent or to respond immediately to an emotional situation.
 - 4) Always remember that email creates a documentary record of one's communication with others.
- **There are two main reasons for using e-mail in this course:**
 - 1) To set up a face-to-face appointment with your instructor if you wish to ask questions regarding course materials, clarification or concerns about your progress in the course.
 - 2) To inform the professor of absences.
- **Do not use email for the following:**
 - 1) Do not email your instructor asking him/her to tell you what you missed in class.
 - 2) Do not email your instructor asking him/her to email you class notes as an attachment.
 - 3) Do not email your instructor asking him/her to email you course handouts.
 - 4) Do not use email as a way to solve issues that should be resolved professionally during the instructor's scheduled office hours.

TITLE IX POLICY

The University of Texas at Arlington ("University") is committed to maintaining a learning and working environment that is free from discrimination based on sex in accordance with Title IX of the Higher Education Amendments of 1972 (Title IX), which prohibits discrimination on the basis of sex in educational programs or activities; Title VII of the Civil Rights Act of 1964 (Title VII), which prohibits sex discrimination in employment; and the Campus Sexual Violence Elimination Act (SaVE Act). Sexual misconduct is a form of sex discrimination and will not be tolerated. *For information regarding Title IX, visit www.uta.edu/titleIX or contact Ms. Jean Hood, Vice President and Title IX Coordinator at 817.272.7091 or jmhood@uta.edu.*

CAMPUS CARRY

Effective August 1, 2016, the Campus Carry law (Senate Bill 11) allows those licensed individuals to carry a concealed handgun in buildings on public university campuses, except in locations the University establishes as prohibited. Under the new law, openly carrying handguns is not allowed on college campuses. For more information, visit <http://www.uta.edu/news/info/campus-carry/>

EMERGENCY EXIT PROCEDURES

Should you experience an emergency event that requires you to vacate the building, you should exit the room and move toward the nearest exit. A list of these exits for all campus buildings can be found here:

http://www.uta.edu/campus-ops/ehs/fire/Evac_Buildings.php

When exiting the building during an emergency, one should never take an elevator but should use the stairwells. Faculty members and instructional staff will assist students in selecting the safest route for evacuation and will make arrangements to assist individuals with disabilities.

CELL PHONE USE IN THE CLASSROOM

Cell phones must be turned off and put away (not be left on the student's desk or within sight) during class time. If a student has an urgent need to use a cell phone during class time, he/she should discreetly leave the classroom to do so. Cell phone might be used with instructor's permission ONLY to complete in class activities, or participation grade will be affected.

COURSE DOCUMENTS

All documents pertaining to this course (department syllabus, online registration instructions, *Mi diario* instructions and cover sheets, ECCO correction sheet, Midterm & Final Exam review files, etc.), are always available on the blog for Lower Level Spanish students: <http://lowerlevelspanish.wordpress.com>

Students are responsible for printing their own copies of these documents.

STUDENT SUPPORT SERVICES

UT Arlington provides a variety of resources and programs designed to help students develop academic skills, deal with personal situations, and better understand concepts and information related to their courses. Resources include tutoring, as well as major-based learning centers, developmental education, advising and mentoring, personal counseling, and federally funded programs. For individualized referrals, students may visit the reception desk at University College (Ransom Hall), call the Maverick Resource Hotline at 817-272-6107, send a message to resources@uta.edu, or view the information at www.uta.edu/resources.

LANGUAGE ACQUISITION CENTER (LAC)

The Language Acquisition Center (LAC), located on the third floor of Trimble Hall (rooms 303 – 307), offers audio, video and computer services for students of Spanish at UTA.

STUDENT QUESTIONS / CONCERNS

Should students have questions or concerns, they should first try to resolve these with their class instructor, and after that with **Ms. Catherine Ortiz** (cortiz@uta.edu), Coordinator of Lower Level Spanish. Only after having spoken with the instructor and Ms. Ortiz should the Director of the Spanish Section, **Dr. Christopher Conway** (conway@uta.edu), be contacted in the event of unresolved issues.

SPRING 2019 FINAL EXAM





◆The Final Exam will be held in your classroom.

◆Exam days and times are determined by the days and time of your class and can be found on the university final exam calendar online, which is also linked on the student resource blog under "UTA LINKS."

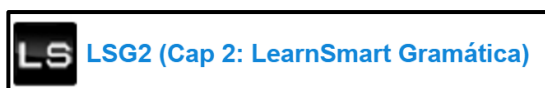
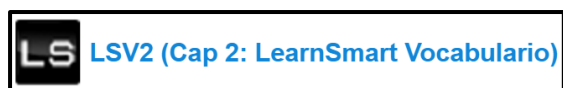
[HELP with CONNECT ONLINE MATERIAL + COURSE CALENDAR:](#)

Explanations of how to use the Connect online component + the Course Calendar can be found on the following pages.
How should I navigate CONNECT (the online component)?

INTRODUCTORY VIDEOS: You will see that there are **4 Introductory Videos** in your **Course Materials 'INTRO VIDEOS'** folder to guide you in familiarizing yourself with how to use the various course components as pictured below:

	Intro Vid 1: Course Navigation (NON-GRADED)
	Intro Vid 2: LearnSmart Assignments (NON-GRADED)
	Intro Vid 3: Connect Preparaciones and Repaso Activities (NON-GRADED)
	Intro Vid 4: Accessing eBook and Assignment Feedback (NON-GRADED)

What is LearnSmart? How does it work?



◆ **LearnSmart** represents **vocabulary and grammar modules** to help you learn and practice the chapter content. Material is presented in a “flash-card” format and contains both recognition and production type questions.

◆ There is no limit to the number of times you can access it. **The due date shown in these activities is only to let you know when your most recent score will enter the instructor's gradebook.** You may access *LearnSmart* activities for additional practice at any time during the course.

◆ **LearnSmart** will give you the answers if you do not know them. It will continually recycle questions on vocabulary and grammar that you do not get correct until you achieve a grade of 100% (unless you abandon the activity before achieving a perfect score.) The amount of time that it takes will, of course, depend on how well prepared you are when you begin the activity. Keep in mind that you do not have to complete this in a single sitting; *LearnSmart* will save your cumulative score as you work your way to a perfect score of 100.

What are the Connect “Preparaciones” and “Repaso” assignments? Can I save my work? How are these assignments graded? Can I get feedback on this work?



◆ **Connect Preparaciones** contains introductory activities that present the basic concepts taught in each chapter. They contain explanations and guidance with basic practice to help you learn new material. These may also include pronunciation activities.

◆ **Connect Repaso** contains more challenging practice activities to help reinforce and review what you are learning so that you can master the vocabulary and grammar concepts taught before completing your Writing & Speaking Assessments and taking the Chapter Test.

◆ **Saving Work:** You do not need to complete either *Preparaciones* or *Repaso* in a single work session. Just click SAVE & EXIT to save your work and return to it later. Note: You will not see any scores until you actually click SUBMIT.

◆ **Grading & Feedback:** Your final grade for these activities is based on your best scores achieved up to 11:59 p.m. on the due date. You have unlimited attempts to submit before the deadline, and will be able to access any hints or links to your e-book. **After the due date**, you will be able to access *Connect Preparaciones* / *Connect Repaso* assignments in order to see **the correct answers** for any questions that you did not answer correctly. **SEE INTRO VIDEO NO. 4.**


How can I study grammar on Connect?

◆ **Chapter folders:** Each chapter folder (after Chapter 1) on COURSE MATERIALS on Blackboard contains VIDEO GRAMMAR TUTORIALS (GL) which explain the grammar topics specific to that chapter. You may also study directly from your textbook pages as well, of course. **For our class, the Grammar Lessons (GL) are assigned as graded homework and will greatly help you to understand the grammar concepts and complete in class/assigned activities. Check syllabus for (GL) DUE DATES.**

 **Cap 2: Grammar Lesson (GL-1): Singular Nouns (Tarea)**

 **Cap 2: Grammar Lesson (GL-2): Plural Nouns (TAREA)**

 **Cap 2: Grammar Lesson (GL-3): Present tense of -ar verbs (TAREA)**

 **Cap 2: Grammar Lesson (GL-4): Yes/No Questions (TAREA)**

How can I practice pronunciation?

◆ Your **E-BOOK** in Connect contains **clickable icons** for **vocabulary and pronunciation activities** that you can listen to throughout each chapter as seen in the graphics below.



Pronunciación: Diphthongs and Linking



Two successive weak vowels (**i, u**) or a combination of a strong vowel (**a, e, o**) and a weak vowel (**i, u**) are pronounced as a single syllable in Spanish, forming a *diphthong* (**un diptongo**): **Luis, siete, cuaderno.**

When words are combined to form phrases, clauses, and sentences, they are linked together in pronunciation. In spoken Spanish, it is often difficult to hear the word boundaries—that is, where one word ends and another begins.

Course Calendar - SPAN 1441 CAMPUS **MWF DAYTIME** CLASSES - SPRING 2019

ABBREVIATIONS: LSV = LearnSmart Vocab LSG = LearnSmart Grammar CP = Connect Prep CR = Connect Repaso GL = Gram Lesson

All Connect online work listed above is due by 11:59 p.m. on the calendar dates below.

	SUNDAY	MONDAY	TUESDAY	WEDNESDAY	THURSDAY	FRIDAY
Week 1		14 Jan. <i>Chapter 1</i>	15 Jan. <i>LSV-1</i>	16 Jan. <i>Chapter 1</i>	17 Jan. <i>CP-1</i>	18 Jan. <i>Chapter 1</i>
Week 2	20 Jan.	21 Jan. <i>MLK Holiday</i>	22 Jan.	23 Jan. <i>Chapter 1</i>	24 Jan.	25 Jan. <i>Chapter 1</i> <i>CR-1</i>
Week 3	27 Jan. <i>LSG-1</i>	28 Jan. <i>TEST Ch. 1</i> <i>DUE: Diario 1</i>	29 Jan. <i>LSV-2</i>	30 Jan. <i>Chapter 2</i>	31 Jan. <i>GL-1</i>	1 Feb. <i>Chapter 2</i>
Week 4	3 Feb. <i>CP-2</i>	4 Feb. <i>Chapter 2</i>	5 Feb. <i>GL-2</i>	6 Feb. <i>Chapter 2</i>	7 Feb. <i>GL-3</i>	8 Feb. <i>Chapter 2</i>
Week 5	10 Feb. <i>GL-4</i>	11 Feb. <i>Chapter 2</i> <i>CR-2</i>	12 Feb. <i>LSG-2</i>	13 Feb. <i>TEST Ch. 2</i> <i>DUE: Diario 2</i>	14 Feb. <i>LSV-3</i>	15 Feb. <i>Chapter 3</i>
Week 6	17 Feb. <i>GL-5</i>	18 Feb. <i>Chapter 3</i>	19 Feb. <i>CP-3</i> <i>GL-6</i>	20 Feb. <i>Chapter 3</i>	21 Feb. <i>GL-7</i>	22 Feb. <i>Chapter 3</i>
Week 7	24 Feb. <i>GL-8</i>	25 Feb. <i>Chapter 3</i> <i>CR-3</i>	26 Feb. <i>LSG-3</i>	27 Feb. <i>Review for</i> <i>MIDTERM</i>	28 Feb.	1 Mar. <i>Review for</i> <i>MIDTERM</i>
Week 8	3 Mar.	4 Mar. <i>MIDTERM</i> <i>PART I</i>	5 Mar.	6 Mar. <i>MIDTERM</i> <i>PART II</i>	7 Mar.	8 Mar. <i>Situaciones I</i>
Week 9	10 Mar.	11 Mar. <i>Spring Break</i>	12 Mar. <i>Spring Break</i>	13 Mar. <i>Spring Break</i>	14 Mar. <i>Spring Break</i>	15 Mar. <i>Spring Break</i>
Week 10	17 Mar. <i>LSV-4</i>	18 Mar. <i>Chapter 4</i>	19 Mar. <i>GL-9</i>	20 Mar. <i>Chapter 4</i>	21 Mar. <i>CP-4</i> <i>GL-10</i>	22 Mar. <i>Chapter 4</i>
Week 11	24 Mar. <i>GL-11</i>	25 Mar. <i>Chapter 4</i>	26 Mar.	27 Mar. <i>Chapter 4</i> <i>CR-4</i>	28 Mar. <i>LSG-4</i>	29 Mar. <i>TEST Ch. 4</i> <i>DUE: Diario 4</i>
Week 12	31 Mar. <i>LSV-5</i>	1 Apr. <i>Chapter 5</i>	2 Apr. <i>GL-12</i>	3 Apr. <i>Chapter 5</i>	4 Apr. <i>CP-5</i>	5 Apr. <i>Chapter 5</i>
Week 13	7 Apr. <i>GL-13</i>	8 Apr. <i>Chapter 5</i>	9 Apr. <i>GL-14</i>	10 Apr. <i>Chapter 5</i>	11 Apr.	12 Apr. <i>Chapter 5</i> <i>CR-5</i>
Week 14	14 Apr. <i>LSG-5</i>	15 Apr. <i>TEST Ch. 5</i> <i>DUE: Diario 5</i>	16 Apr. <i>LSV-6</i>	17 Apr. <i>Chapter 6</i>	18 Apr. <i>GL-15</i>	19 Apr. <i>Chapter 6</i>
Week 15	21 Apr. <i>CP-6</i> <i>GL-16</i>	22 Apr. <i>Chapter 6</i>	23 Apr. <i>GL-17</i>	24 Apr. <i>Chapter 6</i>	25 Apr.	26 Apr. <i>Chapter 6</i>
Week 16	28 Apr.	29 Apr. <i>Situaciones II</i> <i>CR-6</i>	30 Apr. <i>LSG-6</i>	1 May <i>Review for</i> <i>FINAL EXAM</i>	2 May	3 May <i>Review for</i> <i>FINAL EXAM</i>

FINAL EXAM: Week of May 6-11. See UTA Exam Schedule according to your class day and time.